



MARCH JOINT POWERS AUTHORITY

NOTICE OF A SPECIAL TAC MEETING

THE TECHNICAL ADVISORY COMMITTEE
OF THE
MARCH JOINT POWERS AUTHORITY

NOTICE IS HEREBY GIVEN
A SPECIAL MEETING OF THE TECHNICAL ADVISORY COMMITTEE
OF THE MARCH JOINT POWERS AUTHORITY

WILL BE HELD ON

Wednesday, September 6, 2023 from 3:30 p.m. to 5:00 p.m.

MARCH JOINT POWERS AUTHORITY OFFICE
14205 Meridian Parkway, Suite 140
Riverside, CA 92518

I hereby certify that the foregoing notice is a full, true and correct copy of a notice that was sent to the following locations:

1. County of Riverside
County Administrative Center
4080 Lemon Street
Riverside, CA
2. City of Perris
City Hall
101 North D Street
Perris, CA
3. City of Riverside
City Hall
3900 Main Street
Riverside, CA
4. City of Moreno Valley
City Hall
14177 Frederick Street
Moreno Valley, CA
5. March Joint Powers Authority Office
14205 Meridian Parkway, Suite 140
Riverside, CA 92518

I hereby further certify that a copy of the foregoing notice was dispatched by me on August 31, 2023 to each member of the Technical Advisory Committee of the March Joint Powers Authority.

Cindy Camargo

Cindy Camargo, Secretary to the TAC

Special Meeting
of the
TECHNICAL ADVISORY COMMITTEE (TAC)
of the
MARCH JOINT POWERS AUTHORITY

Wednesday, September 6, 2023 at 3:30 p.m.

MARCH JOINT POWERS AUTHORITY
14205 Meridian Parkway, Suite 140
Riverside, CA 92518

AGENDA

- 1. Call to Order**
- 2. Roll Call**
- 3. Matters Subsequent to Posting Agenda**
Approval of Agenda Additions or Corrections, as Necessary.
- 4. Approval of the Minutes of the Regular TAC Meeting held on August 7, 2023 - Page 4**
- 5. Public Comments**
Any person may address the Technical Advisory Committee on any subject pertaining to March Joint Powers Authority, March Inland Port Airport Authority, Successor Agency/former March Joint Powers Redevelopment Agency, and March Joint Powers Utilities Authority business not listed on the Agenda during this portion of the Meeting. A limitation of three (3) minutes shall be set for each person desiring to address the Commission.
- 6. Reports, Discussions and Actions**
 - a) Report: Economic Impact Analysis Update – Page 8
Dr. Grace Martin, Executive Director
 - b) Report: Foreign Trade Zone 2022 Annual Report and Expansion Requests - Page 43
Dr. Grace Martin, Executive Director
 - c) Report: Military Compatibility Use Study (MCUS) Update – Page 211
Simon Housman, ALUC
 - d) Report: Rolling Calendar and Future Agenda Items – Page 212
Dr. Grace Martin, Executive Director
- 7. TAC representation and report at the next scheduled JPC Regular Meeting – September 27, 2023**
- 8. Reports and comments from Staff or TAC members regarding activities in their jurisdictions**
- 9. Adjournment**

In accordance with Government Code section 65009, anyone wishing to challenge any action taken by the members appointed by the March Joint Powers Commission of the entity listed in this agenda above in court may be limited to raising only those issues raised at the public hearing described in the notice or raised in written correspondence delivered to the hearing body, at or prior to the public hearing. Any written correspondence submitted to one or more of the March JPA Commissioners regarding a matter on this Agenda shall be carbon copied to the Commission Clerk and the project planner, if applicable, at or prior to the meeting date first referenced above.

Copies of written documentation relating to each item of business described above are on file in the office of the March Joint Powers Authority (March JPA), 14205 Meridian Parkway, Ste. 140, Riverside, California and are available for public inspection during regular office hours which are 7:30 a. m. to 5:00 p.m., Monday through Thursday, Friday-Closed. Written materials distributed to the March Joint Powers Technical Advisory Committee (TAC) within 72 hours of the TAC meeting are available for public inspection immediately upon distribution in the March JPA office at 14205 Meridian Parkway, Suite 140, Riverside, California (Government Code Section 54957.5(b)(2)). Copies of written materials may be purchased for \$0.20 per page. Pursuant to State law, this agenda was posted at least 72 hours prior to the meeting.

I hereby certify under penalty of perjury, under the laws of the State of California that the foregoing agenda was posted in accordance with the applicable legal requirements.

Dated: August 31, 2023

Signed: Cindy Camargo
Cindy Camargo, Secretary
MJPA Technical Advisory Committee

ADA: If you require special accommodations during your attendance at a meeting, please contact the March JPA at (951) 656-7000 at least 24 hours in advance of the meeting time.

**March Joint Powers Authority
14205 Meridian Parkway, Suite 140, Riverside, CA 92518
Phone: (951) 656-7000 FAX: (951) 653-5558**

Regular Meeting
of the
TECHNICAL ADVISORY COMMITTEE (TAC)
of the
MARCH JOINT POWERS AUTHORITY

Monday, August 7, 2023 at 3:30 p.m.

MARCH JOINT POWERS AUTHORITY
14205 Meridian Parkway, Suite 140
Riverside, CA 92518

MEETING MINUTES

Present: Tisa Rodriguez, Chair
Scott Bruckner, County of Riverside
Rafael Guzman, City of Riverside
Michele Patterson, City of Moreno Valley
Kenneth Phung, City of Perris

Absent: None

Others in Attendance:

Timothy Reeves, Lewis Companies	Adam Corral, Lewis Companies
Jeffrey Smith, March JPA	Jeff Gordon, Meridian Park LLC
Dr. Grace Martin, March JPA	Nina Schumacher, March JPA
Lauren Sotelo, March JPA	Albert Maldonado, BB&K
Cindy Camargo, March JPA	Dan Fairbanks, March JPA
Garden Duran, March JPA	Simon Housman, MCUS
Amelia Ayala, March JPA	Mike McCarthy
Jerry Shearer	Tom Radulski
Melissa McClain	Owen Turner
Lewis Allen	Anthony Musumba
Andrew Silva	Susan Nipper
Debbie Walsh	

1. Call to Order

Chair Rodriguez called the meeting to order at 3:34 p.m.

2. Roll Call

Guzman, Phung, Patterson, Bruckner, Chair Rodriguez

3. Matters Subsequent to Posting Agenda

Approval of Agenda Additions or Corrections, as Necessary.

None.

4. Approval of the Minutes of the Regular TAC Meeting held on June 5, 2023

Motion to approve: Guzman

Second: Phung
Abstain: None

5. Public Comments

Any person may address the Technical Advisory Committee on any subject pertaining to March Joint Powers Authority, March Inland Port Airport Authority, Successor Agency/former March Joint Powers Redevelopment Agency, and March Joint Powers Utilities Authority business not listed on the Agenda during this portion of the Meeting. A limitation of three (3) minutes shall be set for each person desiring to address the Commission.

86 public comments received via email.

The following provided public comments.

1. Mike McCarthy, RNOW
2. Jerry Shearer
3. Thomas Radulski

6. Reports, Discussions and Actions

a) Report: Truck Enforcement Report

Lauren Planner, Senior Planner provided an update on this item.

Mike McCarthy provided a public comment for this item.

Member Phung asked if there are any repeat offenders or if reports are too limited to determine at this point and if there are any truck traffic deterrents. Ms. Sotelo answered that the data is too limited, and the Sheriff's Department has not provided any information with regard to repeat offenders. Ms. Sotelo added that truck traffic deterrents that discourage westbound truck traffic movements exist on Coyote Bush Road and Village West Drive.

b) Report: West March Upper Plateau

Dan Fairbanks, Planning Director provided an update on this item.

The following provided public comments for this item.

1. Mike McCarthy
2. Jerry Shearer
3. Thomas Radulski
4. Andrew Silva
5. Susan Nipper
6. Debbie Walsh

Member Guzman asked what happens once the JPA sunsets given the Development Agreement term. Dr. Martin responded that under the JPA 14th Amendment land use items will transition over to the county. The logistics for the transition is being discussed between JPA and county staff.

Member Guzman asked staff to clarify if any truck traffic will be allowed to connect on the Barton Road extension. Mr. Fairbanks answered that the objective would be to install a collector level street consistent with the City of Riverside's general plan that would connect Alessandro Boulevard to Grove Community Drive. The collector level street would have

access to two parking lots that are associated with the park use hence the roughly 2,200 vehicle trips per day.

Member Phung asked Mr. Fairbanks to consider a wall along the project perimeter as landscaping takes time to mature. Member Phung asked if the Business Park designation under the current general plan designation allows for warehouse uses. Mr. Fairbanks responded 'yes', moreover the JPA's development code allows warehouse uses within the business park designation. Member Phung asked if the fire station would benefit the entire area. Dr. Martin stated that the fire station would be a part of Riverside County's overall public safety network. The JPA area is currently served by the county's station in Moreno Valley so this new fire station would improve the response calls for that station.

c) Report: Airport Parcel D-2 Assignment and Estoppel

Dr. Grace Martin, Executive Director provided an update on this item.

No questions or comments.

d) Report: Green Acres Military Housing Policy

Dr. Grace Martin, Executive Director provided an update on this item.

Member Patterson asked if there was a current waiting list at Green Acres. Dr. Martin answered 'yes' and noted that the March JPA Property Manager makes phone calls a few times a year to update the list. In this case, military members will be notified first upon future openings.

e) Report: Airport ENA with Riverside County Sheriff

Dr. Grace Martin, Executive Director provided an update on this item.

No questions or comments.

f) Report: Northeast Corner Buildings Demolition RFP

Dr. Grace Martin, Executive Director provided an update on this item.

No questions or comments.

g) Report: March JPA and Associated Entities Budget Adjustments

Garden Duran, JPA Finance provided an update on this item.

Member Phung asked if the TAC would receive more information on the budget before the August 23rd Commission meeting. Dr. Martin asked Member Phung if he would like to look over the budget again before the commission meeting. Other TAC members expressed interest in receiving additional information on budget numbers, and more specifically the reserves, before the Commission meets on budget items. Staff expressed that they would share any updated numbers with TAC members.

h) Report: March JPA Personnel

Dr. Grace Martin, Executive Director provided an update on this item.

Member Phung asked about the Deputy Director position's salary. Dr. Martin stated that the Deputy Director position will assume the former Airport Director's responsibilities, so the salary scale matches that of the former Airport Director's salary scale. Member Phung also asked about the Finance Manager/Controller position. Dr. Martin stated that this position will take on more bookkeeping responsibilities and the salary is reduced from that of the former Finance Director's to ensure that the position accurately matched the new scope of work for that position to meet the agency's needs.

i) Report: Military Compatibility Use Study (MCUS) Update

Simon Housman, ALUC provided an update on this item.

No questions or comments.

j) Report: Rolling Calendar and Future Agenda Items

None.

7. TAC representation and report at the next scheduled JPC Regular Meeting – August 9, 2023

Chair Rodriguez stated she would provide an update at the next JPC meeting.

8. Reports and comments from Staff or TAC members regarding activities in their jurisdictions

Next TAC meeting, Wednesday, September 6th.

9. Adjournment

This meeting adjourned at 5:38 p.m.

**March Joint Powers Authority
14205 Meridian Parkway, Suite 140, Riverside, CA 92518
Phone: (951) 656-7000 FAX: (951) 653-5558**

**MARCH JOINT POWERS AUTHORITY
TECHNICAL ADVISORY COMMITTEE
OF THE
MARCH JOINT POWERS AUTHORITY**

***Reports, Discussion and Action
Agenda Item No. 6a***

Meeting Date: September 6, 2023

Subject: Receive and file an Update for March Joint Powers Authority’s Economic Impact Analysis by Qisheng Pan, Ph.D.

Consultant: Qisheng Pan, Ph.D.

Background

In December of 2016, Dr. Qisheng Pan completed an Economic Impact Analysis (EIA) for the March Joint Powers Authority. The study utilized the well-known California Planning Model (SCPM) to trace all regional economic impacts using high level as well as localized scenarios. Assumptions included the buildout of the March LifeCare Campus and Meridian Business Park in 2030, while keeping the Upper Plateau area as-is (no development).

The buildout of Meridian Business Park South Campus is wrapping up ahead of the 2030 timeline within the 2016 EIA and the March Inland Port’s Parcel D-2, which was not factored into the 2016 study, is now fully developed. Given the current status of developments within the March JPA Planning area, it is necessary to update the 2016 EIA to more accurately reflect the agency’s economic impact to the region. The updated EIA would support ongoing discussions regarding the sunseting of the March JPA. Also included within the 2023 EIA, are updated economic output numbers for the March Air Reserve Base.

Here to provide information on the 2023 EIA for March is Dr. Qisheng Pan.

Attachment: March 2023 Economic Impact Analysis

Economic Impact Analysis of the March Joint Powers Authority (MJPA) Development Projects

Draft Report by Dr. Qisheng Pan

Last Update on August 30, 2023

Executive Summary

The objective of this research project is to assess the economic effects of the development initiatives undertaken by the March Joint Powers Authority (JPA) in 2023, as well as future development projects that are anticipated. The impact analysis will be carried out in two phases, beginning with the assessment of the present development status in 2023, followed by an evaluation of the full build-out scenario projected for 2040. In the first phase, we will estimate the economic impacts of the development projects in their current state as of 2023, while in the second phase, we will evaluate the economic effects of the full build-out scenario with and without the West March Upper Plateau project for 2040. As an update of our previous study completed in May 2023, this project estimates the economic impacts of the development in March JPA by incorporating the activities in March Air Reserve Base (ARB) to both the current development state in 2023 and the full build-out scenario without the West March Upper Plateau project in 2040.

This study employs the latest version of the Southern California Planning Model (SCPM) to trace all the regional economic impacts in current and future development status with a high degree of sectoral and spatial disaggregation. The SCPM has been updated with the data obtained from the Southern California Association of Government (SCAG)'s most recent regional transportation model. It integrates two key modeling components, namely an input-output model and a spatial allocation model. The input-output model is based on the widely used IMPLAN mode¹, which offers a detailed breakdown of economic sectors. Meanwhile, the spatial allocation model as the second model component of SCPM is utilized to distribute sectoral impacts across the geographic zones in Southern California, such as municipal cities or traffic analysis zones. The economic impacts of the current development and the full built-out in March JPA and March ARB are shown in Table I and described as follows.

Phase 1 in 2023 generates significant economic impacts, with total output impacts of \$ 10,142.9 million and the creation of 41,311 jobs. Among the six counties in the SCAG region, Riverside County has the most substantial impacts, with \$ 5,998.3 million in output impacts and the creation of 21,346 jobs. Los Angeles County, being the largest county in the region, has \$ 2,615.9 million in output impacts and creates 12,591 jobs, while Orange County, the second-largest

¹ Made available by <http://www.implan.com/>

county, has \$ 852.0 million in output impacts and creates 4,120 jobs. San Bernardino County, located in the north of Riverside County, has \$ 417.8 million in output impacts and creates 2,039 jobs. Finally, Imperial County, located in the south of Riverside County, has \$ 49.2 million in output impacts and creates 223 jobs. Among the six counties, Riverside is the only county having direct impacts. All other counties have indirect and induced impacts, while direct impacts are absent.

The March Joint Powers Authority (JPA) West area encompasses several campuses including Meridian North, South, West Upper Plateau, and West March Lower Plateau. The total output impacts in this area are \$ 2,678.1 Million, which has created 10,441 jobs. The March JPA East includes the North East Corner/March LifeCare, March Inland Port, and Other (K4 / D3E), and has a total output impact of \$1,540.5 Million and 3,762 jobs. The March Air Reserve Base (ARB) has a total output impact of \$1,396.0 Million and 5,285 jobs. Because March ARB and March JPA East are located in the same SCAG traffic analysis zone (TAZ), they have a total output impact of \$2,936.5 Million and 9,047 jobs.

At the municipality level, the City of Moreno Valley has a total output impact of \$45.0 Million and 188 jobs, while the City of Perris has an impact of \$28.1 Million and 106 jobs. The City of Riverside has a total output impact of \$107.2 Million and 476 jobs. The Unincorporated Riverside area has a total output impact of \$5,591.7 Million and 19,478 jobs.

Since the West March Upper Plateau project has not yet been approved by the Commission, it has been excluded from the economic impact analysis for the future full-built-out development in Phase 2. The total output impacts in 2040 are \$12,747.6 Million, which creates 57,751 jobs in the Six-County SCAG region. Over half of the impacts are located in Riverside County, which has a total output impact of \$7,431.5 Million and 31,842 jobs. In the March JPA West, the total output impacts are \$3,325.7 Million and 13,211 jobs. In the March JPA East, the total output impacts are \$2,227.9 Million and 10,945 jobs. It is assumed that that the March ARB will possess an equivalent count of both military personnel and civilians due to the absence of information concerning the base in the future developmental phase. The March Air Reserve Base (ARB) has a total output impact of \$1,396.0 Million and 5,285 jobs in 2040. The combination of March JPA East and March ARB in the same SCAG TAZ has a total output impact of \$3,623.7 Million and 16,230 jobs. In City of Moreno Valle, the total output impacts are \$58.5 Million and 285 jobs. In City of Perris, the total output impacts are \$35.2 Million and 166 jobs. In City of Riverside, the total output impacts are \$134.0 Million and 611 jobs. In Unincorporated Riverside, the total output impacts are \$6,917.1 Million and 29,347 jobs.

Table IA. The economic impacts of the current development and the full built-out in March JPA and March ARB.

	Current Development in March JPA and March ARB in 2023								Full Built-out without West Upper Plateau in March JPA and March ARB in 2040							
	Output (\$Millions)				Jobs				Output (\$Millions)				Jobs			
	Direct	Indirect	Induced	Total	Direct	Indirect	Induced	Total	Direct	Indirect	Induced	Total	Direct	Indirect	Induced	Total
March JPA West	2,677.5	0.4	0.2	2,678.1	10,439	2	1	10,441	3,325.2	0.4	0.2	3,325.8	13,208	2	1	13,211
March JPA East	1,539.2	0.9	0.4	1,540.5	3,756	4	2	3,762	2,226.2	1.0	0.6	2,227.7	10,938	4	3	10,945
March ARB	1,395.4	0.5	0.1	1,396.0	5,283	2	1	5,285	1,395.4	0.5	0.1	1,396.0	5,283	2	1	5,285
March JPA East and March ARB	2,934.6	1.4	0.5	2,936.5	9,039	6	3	9,047	3,621.6	1.5	0.6	3,623.7	16,221	6	3	16,230
City of Moreno Valley	19.6	8.7	16.8	45.0	60	40	88	188	24.1	12.0	22.4	58.5	108	60	118	285
City of Perris	17.7	4.2	6.2	28.1	54	19	32	106	21.8	5.1	8.3	35.2	98	25	43	166
City of Riverside	41.9	37.8	27.4	107.2	163	169	143	476	52.1	45.5	36.5	134.0	207	212	192	611
Unincorporated Riverside	5,533.0	35.7	22.9	5,591.7	19,200	158	120	19,478	6,848.8	37.7	30.6	6,917.1	29,017	169	161	29,347
County of Los Angeles	0.0	1,368.7	1,247.3	2,615.9	0	6,115	6,476	12,591	0.0	1,708.9	1,664.0	3,372.9	0	7,756	8,635	16,391
County of Orange	0.0	480.1	371.9	852.0	0	2,188	1,932	4,120	0.0	604.3	497.3	1,101.7	0	2,807	2,574	5,381
County of Ventura	0.0	117.7	92.0	209.7	0	517	476	993	0.0	128.3	121.4	249.8	0	555	628	1,183
County of Riverside	5,612.1	210.7	175.5	5,998.3	19,478	950	918	21,346	6,946.8	250.9	233.8	7,431.5	29,429	1,182	1,230	31,842
County of San Bernardino	0.0	214.9	202.9	417.8	0	978	1,061	2,039	0.0	268.3	270.5	538.8	0	1,295	1,422	2,716
County of Imperial	0.0	30.3	18.9	49.2	0	125	98	223	0.0	28.9	24.1	53.0	0	111	126	237
Total	5,612.1	2,422.3	2,108.4	10,142.9	19,478	10,872	10,961	41,311	6,946.8	2,989.6	2,811.2	12,747.6	29,429	13,706	14,615	57,751

1. Introduction

Airport development has been considered the engine of future economic growth in large urban areas, similar to the hubs created by ports and railyards in the past (Garreau 1992). Airport hubs are often evaluated to assess the growth of metropolitan areas as airports have great potential impacts on economy development, job creation, and population growth (Green 2007). As stated in *The Economic Impact of Commercial Airports in 2013*, it was estimated that in year 2013, the total economic impact of all commercial airports in the US, 485 airports, was over \$1.1 trillion, provided 9.6 million jobs with total payroll approximately \$358 billion (Smith, 2014).

Many statistic facts have shown the economic agglomeration effect of airport hubs. The Department of Transportation (DoT) in each state evaluates their airport economic impact periodically. The *Economic Impact of Airports in Maine 2006* summarized that there were 36 public airports generating more than 20,900 jobs, accounted for nearly \$487.6 million in payroll and generated \$1.5 billion in economic activity (MDoT, 2006). The *Colorado Airports Economic Impact Study 2008* reported that the annual economic activity or output generated by the airports and activities totals \$32.2 billion. All airport related/supported jobs identified in this study represent 28% of Colorado's total employment and annual tax benefits from the airports total an estimated \$1.7 billion (CDoT, 2008). The study of economic impact of airports in Pennsylvania stated that public-use airports supported approximately 304,462 jobs, generated \$9.2 billion in annual payroll and produced \$23.6 billion in annual economic activity (PDoT, 2011). *The Ohio Airports Economic Impact Study 2014* indicated that the 104 airports in the Ohio supported nearly 123,500 total jobs with a total annual payroll of nearly \$4.2 billion in 2012. The airports also produced more than \$13.3 billion in total annual economic output (ODOt, 2014). Reported in the *Texas Aviation Economic Impact Study 2018*, it was indicated that the 264 aviation airports in Texas created over 48,000 jobs with annual payroll amount nearly \$2.6 billion. The total economic output is more than 9.3 billion. (TXDOT, 2018).

The March Joint Powers Authority (Authority) Planning Area encompasses approximately 4,400 acres of former March Air Force Base (AFB) properties located in Riverside County, California, between the cities of Riverside, Perris and Moreno Valley. March AFB previously operated on 6,600 acres of federal lands until a 1993 Base Closure and Realignment Commission (BRAC) action resulted in the realignment of Base boundaries, the designation of March AFB as an Air Force Reserve Base, the loss of 10,000 jobs and approximately \$500 million annually to the local economy. The Authority was formed through a partnership between the County of Riverside and the Cities of Riverside, Perris and Moreno Valley for the purpose of restoring the local economy and jobs that were lost due to BRAC. As a result of the partnership, the Authority serves as the land use authority for the March area, developing more than 3,300-acres of properties in partnership with private developers, including 300-acres on airport properties, overseen by the March Inland Port Airport Authority (a division of the Authority). The March Inland Port Airport, a public airport, has shared use of flying facilities with the March Air Reserve Base through a Joint Use Agreement. The Authority developed about twenty-five percent of its development area by the end of 2016.

A research project was sponsored by the authority in 2016 to assess the economic effects of airport development projects in their current state and their projected status by 2030 when fully built out. The 2016 study revealed that the development phase in that year had produced output impacts worth \$962.4 Million and generated 5,649 job opportunities. The full-built-out development was estimated to create a total output impact of \$9,226.5 Million and 55,526 jobs by 2030, as per the projections.

The Authority plans to conduct an updated study to evaluate the regional economic effects of its development projects in March 2023 and project their impacts in a fully-built-out scenario by 2040, building on the 2016 study. The research project aims to estimate the economic impacts of the Authority's development activities in two phases. Firstly, it will evaluate the impacts of the ongoing development projects as of March 2023, while the second phase will assess the full-build-out scenario in 2040, as expected under the Authority's Plan.

2. Literature Review

The economic impact of an airport encompasses not only the economic activities it initiates but also those related to its operation, including services such as transportation, job creation, business activities, tourism, and commodity transportation in the surrounding areas. According to Green's (2017) study, passenger activity is a more potent indicator than cargo activity for assessing an airport's impact on the local economy in terms of population growth and employment creation. In 2018, San Francisco International Airport (SFO) reported generating over \$3.3 billion in federal and local tax revenues, with more than half coming from direct airport activities. However, approximately \$2.3 billion was generated from visitor spending, while only \$1 billion was from freight services.

2.1. Job Creation, Housing Prices and Environmental Impact

Airport locations are strategically planned, but they are not profiting from their locations. Van den Berg (1996) discussed that one option for airport to profit is to create subsidiaries to cooperate with local businesses. According to numerous economic impact analyses in the literature, the direct impacts of an airport typically account for approximately half of the total impacts. Hakfoort et al (2010) studied the regional economic impact of the Amsterdam Schiphol airport, and found that each job created directly by the airport lead to another induced employment. Echeverri-Carroll (1999) stated that the construction of a new airport created enormous amount of employment in the local economy both directly and indirectly. The Austin Mueller airport construction in 1998 created over 11,000 new jobs in the area and nearly half of them are direct employment in the professional fields of engineering, architecture, land survey, and other goods and services (Echeverri-Carroll, 1990). Take the O'Hare as an example, in 1990 there were about 600,000 jobs clustered around the airport, about 100,000 more than Chicago central area (Chalabi, 2002).

In the State of California, public agencies have constantly monitoring the economic contributions from the airport system. The *San Diego International Airport Economic Impact Study 2018* estimated that airport tenants and visitors alone at the San Diego International Airport supported nearly 116,600 total jobs with annual total payroll up to \$3.9 billion (San Diego County Regional Airport Authority, 2018). According to the *San Francisco International Airport 2019*, the San Francisco International Airport (SFO) directly accounted for almost \$11 billion in business revenues in 2018, creating more than 46,000 jobs at the Airport. Additionally, the airport directly contributes \$42.5 billion in business sales and more than 188,000 jobs to the Bay Area, generated by visitor spending in tourism and freight transportation services. With the addition of these indirect and induced effects, the total economic impact of SFO in the Bay Area is over \$72.7 billion, including \$25.8 billion in labor income and about 330,000 jobs in the region.

While airports are generally associated with positive economic impacts, some studies question this notion. Pitfield (1979) argued that airports do not always have a significant impact on local economic development after a review of empirical studies on airport economic impact. Concerns over noise pollution also affect the desirability of residential properties close to airports. Several studies (Tomkins et al., 1998; Lipscomb, 2004; Pope, 2008; Cohen and Coughlin, 2005; Batog et al., 2019) have applied the hedonic model to assess the economic impact of airports on residential properties. Pope (2008) found that buyers' awareness of airport noise depreciates housing unit value by 2.9 percent. Besides noise considerations, proximity to airports is another key factor that affects housing prices (Cohen and Coughlin, 2005). Even though house prices can be negatively impacted by noise factors, access to the airport has a positive impact on housing prices. The estimation of the impact of airport noise is complicated as other external variables, such as accessibility and employment, have varying levels of impact on the housing market. While Bell (2011) also argued that noise factors have a certain impact on the local housing market, properties located close to noise sources do not necessarily depreciate automatically. Moreover, airport land use restrictions are another important factor that affects housing prices. Batog et al. (2019) concluded that more rigid restrictions on airport land use had a negative effect on property prices. Tomkins (1998) used Manchester airport as an example to illustrate that the impact of an airport is not evenly distributed spatially. They suggested that the benefits of improved accessibility and job opportunities associated with the airport could outweigh the negative effects of proximity, including noise pollution.

2.2. Airport impact assessment

In order to measure the economic effects of airport establishment, the impacts are typically categorized into three groups: direct impact, indirect impact, and induced impact. Ludders et al. (2008) conducted a study of six airports in California to assess the direct, indirect, and induced impacts on the local economy. They defined direct impact as the revenue generated from expenses incurred by travelers, such as transportation costs and goods and services purchased within the airport. Indirect impact was identified as the gains or losses experienced by surrounding businesses that are influenced by airport operations. Interestingly, tourism was

classified as a direct impact rather than an indirect impact. Induced impact was determined to be the outcome of the direct impact with multiplier effects.

Chalabi (2002) conducted a study on estimating the economic impact of airports, using Chicago O'Hare Airport as an example. The study defined direct jobs as those held by airline and air service employees, including government-related jobs. Indirect jobs were defined as those generated by travelers' expenditures, such as hotel, retail, ground transportation, food and service, and entertainment jobs. Induced jobs were identified as a multiplier effect of direct and indirect jobs, which typically included jobs generated by wage spending and suppliers of goods and services.

Pan (2022) utilized the Southern California Planning Model (SCPM) to analyze the regional economic consequences of the March Joint Powers Authority's (March JPA) development endeavors with sectoral and spatial disaggregation. The study focused on the impact of airport development projects in Riverside County, Southern California. The research was conducted in two phases, first estimating the impact of development projects in 2016, and then analyzing a full-build out scenario by 2030. The results of the study indicated that the economic impact of the March JPA's development activities extended beyond the local area and encompassed the entire Southern California region.

3. Methodology for Economic Impact Analysis

The widely recognized Southern California Planning Model (SCPM) is being employed to evaluate the regional economic effects with a detailed sectoral and spatial breakdown. The SCPM model is distinctive in its capability to distribute all impacts in terms of job or output value to sub-regional zones, primarily individual municipalities. This is accomplished through an integrated modeling approach comprising two fundamental components: an input-output model and a spatial allocation model. The approach permits the depiction of estimated spatial and sectoral impacts based on any anticipated alterations in final demand.

The initial SCPM model, which was created for the Los Angeles five-county region, has been revised to determine the effects of strategies, plans, and initiatives in the Six-County Southern California Association of Governments (SCAG) area, which includes Los Angeles, Orange, Ventura, Riverside, San Bernardino, and Imperial County, as per the SCAG's regional travel demand model for 2016.

The input-output model used in this study has a high level of sectoral disaggregation, currently consisting of 546 sectors in the IMPLAN version. This model generates sectoral impacts by processing external shocks, which are treated as changes in final demand. These sectoral impacts are then input into the spatial allocation model, which distributes them across small geographic

zones in Southern California, defined by the 2016 city and county unincorporated area boundary data from SCAG².

4. Data Analysis and Results in Phase 1, the Current Built-out Scenario

The data preparation for the Environmental Impact Assessment (EIA) of March Joint Powers Authority (JPA) in Phase 1, which considers the current built-out scenario in March 2023, underwent a series of step-by-step preprocessing steps.

4.1. The first step is to obtain the economic activities by industry in current March JPA. They have been identified with spatial location.

Table 1. Economic Activities by industry by TAZ of current March JPA in March 2023

March Joint Powers Authority Development Status (Completed)				Land Use		
Business	Location	Sq/Ft	Total Employees	NAICS Code	IMPLAN 2019	TAZ
Meridian North Campus						
MS Development - "D"	MS Development D	157,513	150	2383	50-59	3261
WMWD/March JPA	Unit 2, Lot 7	55,000	130	9211	526-534	
Kaiser	Unit 2, Lot 7	55,000	100	6211	483-485	
RCTC Metrolink	Unit 2, Lot 4	0	5	4851	418	
University of California	Unit 2, Lot 6	159,000	175	9231	470-474	
DSM Masonry	Clifford	107,000	25	2383	50-59	
Smith Floors	Clifford		55			
California Comfort & Carter Mills	Clifford		8			
AMES	Clifford		21			
Stevco	Clifford		5			
Rite-A-Way	Clifford		150			
MTGI	Clifford		5			
SSD Alarm	Clifford		5			
MDP Magnum Diesel Parts	Clifford		10			
Crossfit	Clifford		21	7139	504	
E29 Baseball	Clifford		3	7139	504	
TRP Crown Sports	Clifford		5	7139	504	
Modfab Group	Clifford		3	5414	458	
Iverson Lab (IDL)	Clifford		10	3391	376-380	
Wood, Smith, Henning & Berman	Horizon	106,000	300	5411	455	

² <https://gisdata-scag.opendata.arcgis.com/datasets/SCAG::city-boundaries-scag-region/about>

Riverside Sheriff Association	Horizon			5611	470
Lamay Foundation	Horizon			7121	501
Southwest Arthritis	Horizon			6211	483-485
Riverside Elite Imaging	Horizon			6211	483-485
Concerta Urgent Care	Horizon			6211	483-485
Construction Industry Specialist CA	Horizon			2383	50-59
Foam Depot	Horizon			2383	50-59
P/P Uniforms	Falcon	247,000	6	4581	409
Natures Own (Flower Foods)	Falcon		20	3118	93-96
Pacific Flexible Solution	Falcon		5	4889	420
Entermedia	Falcon		4	5418	465
H & H Grading, Inc.	Falcon		6	2381	50-59
Rocksolid Granite	Falcon		7	2383	50-59
Ray & Associates, Inc.	Falcon		10	5416	462
Newspaper Distribution	Falcon		20	5131	423-427
Fastenal	Falcon		6	4441	405
CTE Geotechnical	Falcon		20	5413	457
Harvest Dental Lab	Falcon		10	3391	376-380
Stanley Security	Falcon		36	4599	330
Emerson Ecologics	Falcon		48	4249	400
US Global Direct	DRMO	81,000	25	4249	400
Spectrum Premium, Majestic III	Unit 1, Lot 3	85,000	50	4231	392
Berry Direct, Majestic III	Unit 1, Lot 4	125,000	20	3114	79-81
Russell Sigler, Majestic II	Unit 1, Lot 16	105,000	40	4237	394
Safco Products, Majestic I	Unit 1 Lot II	190,000	13	4232	396
McLane, Majestic I	Unit 1, Lot 18	225,000	40	4244	398
Newcastle 600	Unit 1, Lot 5&6	600,000	50	4249	400
McLane Foodservice	Unit 1, Lot 16	310,000	425	4244	398
Kia Distribution Warehouse	Unit 5, Lot 6	404,000	50	4231	392
Avanquest USA	Kia "B"	85,000	60	5415	460-461
JBS	Unit 3, Lot 3	110,000	830	3116	88-91
Global One Logistics	Unit 3, Lot 2	275,000	40	4931	422
Warehouse	Unit 3, Lot 1	90,000	12	4931	422
Rider Commerce	Unit 4, Lot 15	486,000	100	4249	400
Joe McKay Warehouse	Unit 4, Lot 13&14	110,000	40	4931	422
UNFI @ F&E	UNFI	1,100,000	800	4244	398
Albertson's @ F&E	Albertson's	65,000	100	3119	97-103
Meridian Distribution Center	Vacant	510,000	0	Vacant	
Joe McKay Business Park	Unit 4, Lot 3	240,000	200	4249	400
Sysco	Unit 4, Lot 16	480,000	450	4244	398
Veterans Plaza Hotel	Unit 4, Lot 4	81,723	40	7211	507-508

Veterans Plaza Restaurants		18,900	130	7225	509-511	
Veterans Plaza Retail		18,900	105	4599	330	
MS Development - "A"	MS Development A	176,396	150	2382	322-328	
MS Development - "B"	MS Development B	162,041	250	4931	422	
MS Development - "C"	MS Development C	74,922	300	2383	50-59	
Total		7,095,395	5,704			

March Joint Powers Authority Development Status (Completed)				Land Use		
West March Lower Plateau						
West Plateau - Burlington		2,273,000	350	4243	400	3261
West Plateau - Nissan			225	4231	392	
Business Park 1			0	Vacant		
Iron Mountain			35	4931	422	
Business Park 3			0	Vacant		
Total		2,273,000	610			

March Joint Powers Authority Development Status (Completed)				Land Use		
South Campus						
Building A Amazon		1,000,000	850	4249	400	3261
Building B UPS		1,000,000	1,000	4921	421	
Building C Safavieh		500,000	225	4232	396	
Building D Republic National Dist. Co		782,000	200	4248	396	
Eagle Business Park		390,500	400	4931	422	
Amazon DJT6		219,000	1,100	4921	421	
Van Buren Retail (2.9) Acre		30,000	60	4451	406	
Westmont Village			290	6223	490	
Total		3,921,500	4,125			

March Joint Powers Authority Development Status (Completed)				Land Use		
North East Corner/March LifeCare						
Foothill Baptist Church	NE Corner	21,800	6	8131	521	3268
United States Veterans Initiative Ph I	NE Corner	105,000	25	6239	491-492	
Former JPA Office	NE Corner	10,000	0	Vacant		
Total		136,800	31			

March Joint Powers Authority Development Status (Completed)				Land Use		
Other (K4 / D3E)						

K4		685,000	80	4251	401	3268
D3E		700,000	90	4249	400	
WMWD Sewer Treatment Plant			25	5622	479	
Total		1,385,000	195			

March Joint Powers Authority Development Status (Completed)				Land Use		
March Inland Port						
Millionaire FBO	Airport	5,000	21	4881	414	3268
Military Aviation Support	Airport	0	35	4881	414	
Amro Manufacturing (vacant)	Airport	110,000	0	Vacant		
Amazon Prime	Airport	186,000	578	4581	414	
Fellowship (former Philips Bldg)	Airport	225,000	88	4249	400	
Airport Trailer Storage Facility	Airport	500	8	4931	422	
VIP 215 / Target	Airport	1,800,000	2,800	4249	400	
Total		2,326,500	3,530			

<u>TOTAL, ALL DEVELOPMENT</u>		<u>17,199,795</u>	<u>14,195</u>
--------------------------------------	--	--------------------------	----------------------

Source: Author preparation using the 2023 data obtained from the March Joint Powers Authority.

Table 1 provides a breakdown of existing business establishments located in close proximity to Meridian Parkway in West Riverside County, along with the number of full-time equivalent (FTE) jobs associated with each establishment. In March 2023, the total number of jobs in the area of March Joint Powers Authority was 14,195 FTEs, which is more than four times the total of 2,896 FTEs in 2016. Some of the business establishments have their total space measured in square footage. The table reports a total space of 17.2 million square feet, which is over three times the 5.5 million square feet developed in 2016. The largest business establishments in the area include wholesale and retail stores, warehousing and storage, healthcare services, construction offices, and others.

Each business's traffic analysis zone (TAZ) was determined by matching its name and address to the physical location on the 2023 Development Map sent by the authority and then matching the location to the TAZs. These businesses are situated within two TAZs, namely TAZ 3261 and TAZ 3268, which were established in the Southern California Association of Government's (SCAG) 2016 regional travel demand model.

The original data classified the jobs by the North American Industry Classification System (NAICS) code, which are converted to IMPLAN 2019 sectors using an IMPLAN and NAICS “bridge” (sector matching) table.

Table 2. Military Personnel and Civilians with their Activities by industry in March Air Reserve Base (ARB) in 2023

Military Personnel	Quantity (Jobs)
Active Duty Personnel	774
Air Force Reserve / Air National Guard	313
Non-Extended Active Duty Reserve / ANG	2,620
Trainees / Cadets	
Military Dependents	
Active Duty Military Dependents*	
Appropriated Fund Civilians	
General Schedule	694
Federal Wage Board	218
Other Civilians	376
Non-Appropriated Fund Civilians <u>Paid with Appropriated Funds</u>	
Appropriated Fund NAF-Activity Civilians	89
Appropriated Fund AAFES Civilians	41
Appropriated Fund DeCA Civilians	50
Appropriated Fund DoDEA Civilians	
Contract Civilians (not elsewhere included)	108
Construction	Annual Expenditures
Military Construction Program	
Non-Appropriated Fund Construction	
Military Family Housing Construction	
O&M Construction	\$8,252,000
Other Construction	
Locally produced goods and services (non-construction)	
<i>Pick from list:</i>	
Utilities	\$4,354,072
Printing and related support activities	
Warehousing and storage	\$42,247
Broadcasting and telecommunications	\$104,914
Data processing, internet publishing, and other information services	

Professional, scientific, and technical services	\$20,000
Waste management and remediation services	\$1,577,926
Educational services	\$31,648
Other services	\$1,160,152

Source: Author preparation using the 2023 data from March ARB obtained by March JPA

Table 2 lists the military personnel and civilians in March ARB. The total number of FTEs is 5,283, including 3,707 military personnel and 1,576 civilians who received appropriated fund or non-appropriated fund but paid with the appropriated fund. It also breakdowns the annual expenditures of March ARB in construction and other activities. The total amount of annual expenditures in O&M Construction of the Military Construction Program is \$8.25 million. It also reports a total expenditure of \$7.29 million in local produced goods and services. The largest expenditures include \$4.35 million of utilities, \$1.58 million of waste management and remediation services, and \$1.16 million of other services, etc.

Though the data obtained from March ARB has not classified the jobs by the North American Industry Classification System (NAICS) code or other similar industrial code, the total 5,283 FTEs can be split by the composition of annual expenditures in construction, utilities, waste management and remediation services, and other service types. They are converted to IMPLAN sectors using appropriate bridge tables.

March ARB is located in SCAG’s TAZ 3268, which is the same as the business establishments in March JPA East. Thus, the economic activities of March ARB and March JPA East are combined at the TAZ level for the following analysis and reports.

4.2. IMPLAN input-output analysis with multiple sub-steps as follows,

1) Construct a new model

A new model is constructed for the Six-County Southern California Association of Government (SCAG) region using the most recent IMPLAN data in 2021 (see Figure 1).

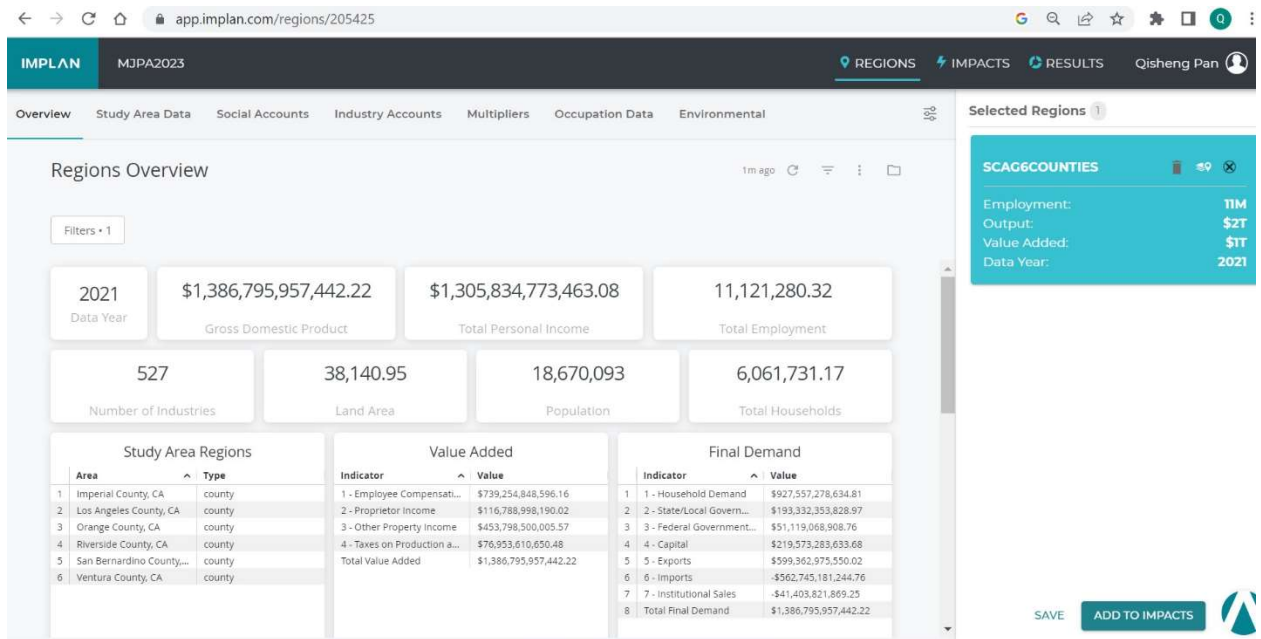


Figure 1. Constructing new model for the Six-County Los Angeles Region

IMPLAN 2021 data reveals that the Six-County Los Angeles Region boasts a population of 18.6 million, 6.1 million households, and 11.1 million jobs. Additionally, the regional economy generates \$2,302.1 billion outputs, which are distributed among 527 out of 546 industry sectors defined by IMPLAN.

2) Set up activities and create events

A new task for conducting an Economic Impact Analysis (EIA) is to be created, and new events for this task are to be generated using the employment data measured in FTEs from Table 1 for March JPA and Table 2 for March ARB. The year for the data is set to be 2021, which is the latest year available in IMPLAN, and the dollar year is set to be 2023, corresponding to the year of data obtained for economic activities by industry in the current phase of March JPA (Figure 2). Each business name is used as the title of the event, the IMPLAN industry sector is entered as the specification, and the employment value is extracted from the corresponding business in Table 1 and Table 2.

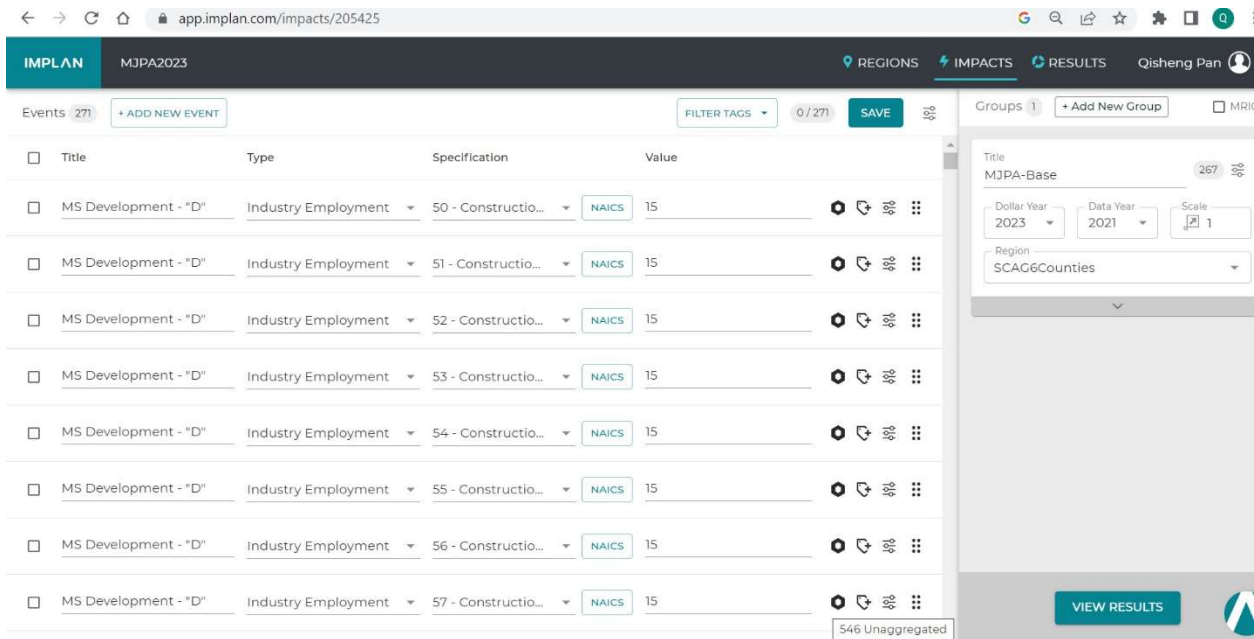


Figure 2. Set up activities and create events

3) Analyze scenarios

Generate an economic impact scenario based on the EIA activities and assess the scenario. The results of the impact analysis, which include direct, indirect, and induced effects, are reported by IMPLAN (refer to Figure 3). The "Direct" effects reflect the direct expenditures linked to an industry, such as labor, materials, supplies, and capital costs. The "Indirect" and "Induced" figures represent secondary effects resulting from suppliers' and contractors' expenditures, as well as household spending throughout the SCAG region.

Based on the definition for input-output models in IMPLAN Manual, direct effects represent the change of employment or output for an industry in response to the presumed change of final demand for that same industry. Indirect effects represent the response by all local industries caused by the iteration of industries purchasing from industries per million dollars of final demand for a given industry. Induced effects represent the response by all local industries caused by the expenditures of new household income generated by the direct and indirect effects per million dollars of final demand for a given industry (MIG 2004).

Input-output models calculate all indirect and induced impacts. In this context, direct impacts include the construction of new facilities and reductions in household expenditures resulting from increased taxes to pay for these facilities. Direct impacts result from the project expenditures. Indirect impacts consist of impacts on vendors from whom builders purchase materials and services. Each indirect impact creates additional but attenuating indirect

impacts. A vendor who supplies more of his own product purchases additional inputs from his own vendors, and so forth. Labor is an especially important production input and induced impacts consist of the impacts specific to the labor sector. These sector specific impacts can be expressed in terms of dollars or jobs (Pan and Richardson, 2015).

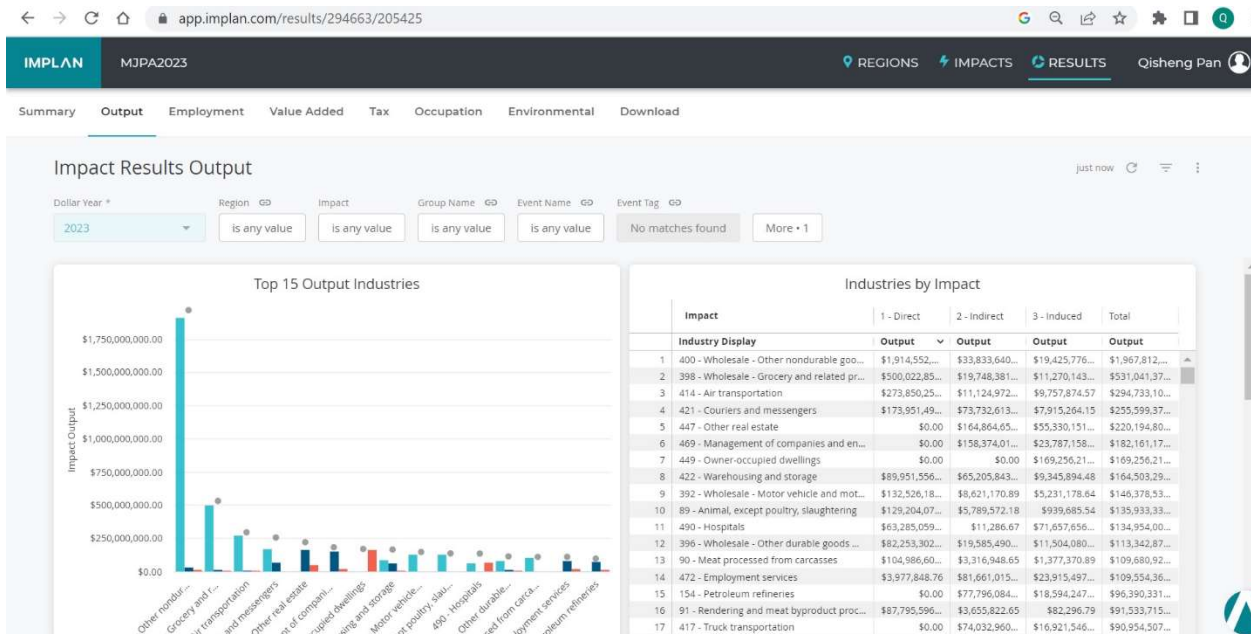


Figure 3. The results of IMPLAN impact analysis

The impact analysis results from IMPLAN are detailed and available as a comma-delimited file called "Detailed Economic Indicators - Current.csv". This file contains information on output and employment by IMPLAN sector. According to the IMPLAN model, the total impacts of the March Joint Powers (MJP) Authority's current development in March 2023 are \$10,142.9 million, which includes \$5,612.1 million in direct impacts, \$2,422.3 million in indirect impacts, and \$2,108.4 million in induced impacts. The total impacts measured in terms of jobs are 41,311 FTEs, which includes 19,478 jobs in direct impacts, 10,872 jobs in indirect impacts, and 10,961 jobs in induced impacts.

4.3. The following step involves allocating the impacts across various geographic zones in Southern California, which include counties, cities, and traffic analysis zones (TAZs). The crucial component of this model is the Garin-Lowry style module that is utilized in SCPM for spatial allocation of the induced impacts generated by the input-output model. The SCPM has been recently updated with the latest data from SCAG's 2016 regional transportation model, which includes 4,109 Tier 1 TAZs.

The modeling results are summarized by City and County in Table 3. Detailed modeling results are recorded in tables or spreadsheets.

Table 3. Economic Impacts of the current MJPA development status in 2023 in the Six-County SCAG Region

	Current Development in March JPA and March ARB in 2023							
	Output (\$Millions)				Jobs			
	Direct	Indirect	Induced	Total	Direct	Indirect	Induced	Total
March JPA West	2,677.5	0.4	0.2	2,678.1	10,439	2	1	10,441
March JPA East	1,539.2	0.9	0.4	1,540.5	3,756	4	2	3,762
March ARB	1,395.4	0.5	0.1	1,396.0	5,283	2	1	5,285
March JPA East and March ARB	2,934.6	1.4	0.5	2,936.5	9,039	6	3	9,047
City of Moreno Valley	19.6	8.7	16.8	45.0	60	40	88	188
City of Perris	17.7	4.2	6.2	28.1	54	19	32	106
City of Riverside	41.9	37.8	27.4	107.2	163	169	143	476
Unincorporated Riverside	5,533.0	35.7	22.9	5,591.7	19,200	158	120	19,478
County of Los Angeles	0.0	1,368.7	1,247.3	2,615.9	0	6,115	6,476	12,591
County of Orange	0.0	480.1	371.9	852.0	0	2,188	1,932	4,120
County of Ventura	0.0	117.7	92.0	209.7	0	517	476	993
County of Riverside	5,612.1	210.7	175.5	5,998.3	19,478	950	918	21,346
County of San Bernardino	0.0	214.9	202.9	417.8	0	978	1,061	2,039
County of Imperial	0.0	30.3	18.9	49.2	0	125	98	223
Total	5,612.1	2,422.3	2,108.4	10,142.9	19,478	10,872	10,961	41,311

The ongoing development activities in the March Joint Powers Authority (MJPA) result in total output impacts of \$10,142.9 Million and the creation of 41,311 jobs in the Six-County Los Angeles region. The majority of these impacts are concentrated in the County of Riverside, specifically in MJPA, the City of Moreno Valley, the City of Perris, the City of Riverside, and Unincorporated Riverside. The MJPA area is divided by the I-215 freeway into two parts, the west and the east (as depicted in Figures 4a and 4b). In the March JPA West, comprising Meridian North, South, West Upper Plateau, and West March Lower Plateau, the total output impacts amount to \$2,678.0 Million and 10,441 jobs. In the March JPA East, consisting of the North East Corner/March LifeCare, March Inland Port, and Other (K4 / D3E), the total output impacts are \$1,540.5 Million and 3,762 jobs. In March ARB, the total output impacts are \$1,396.0 Million and 5,285 jobs. Because March JPA East and March ARB are located in the same SCAG TAZ (TAZ 3268), the total output impacts in the TAZ are \$2,936.5 Million and 9,047 jobs. The City of Moreno Valley contributes \$45.0 Million and 188 jobs to the total output impacts, while the City of Perris generates \$28.1 Million and 106 jobs. The City of Riverside has \$107.2 Million in total output impacts and creates 476 jobs, and Unincorporated Riverside accounts for \$5,591.7 Million and 19,478 jobs in total output impacts. The detailed results of the impact analysis are presented in Table MJPAwithBase Impact - Current.xlsx, and Figures 5 and 6 illustrate the distribution of impacts in dollar value and job creation.

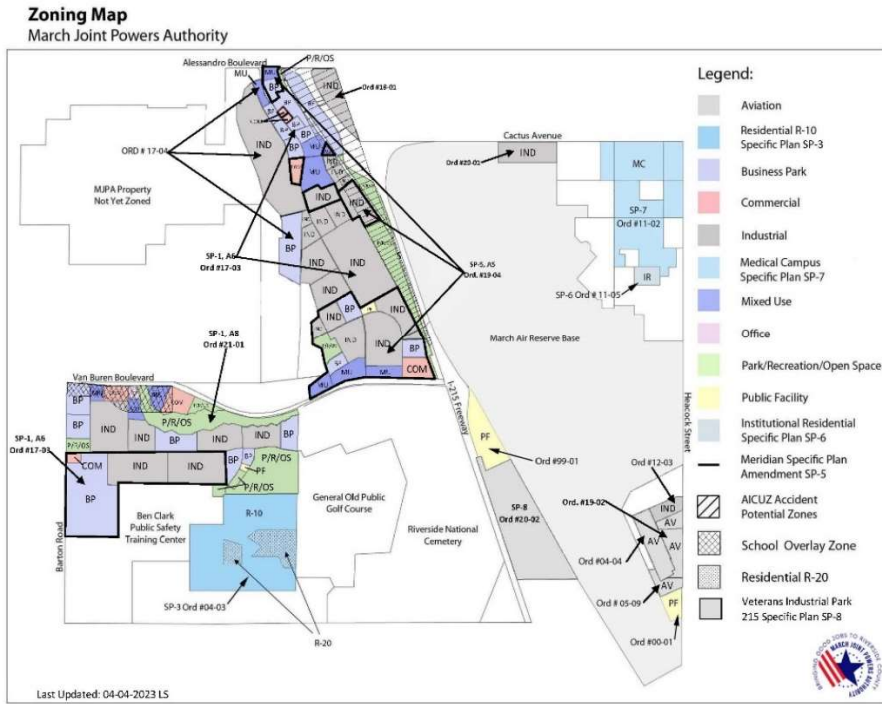


Figure 4a. Zoning Map of March JPA.



Figure 4b. 2023 Development Map of March JPA.

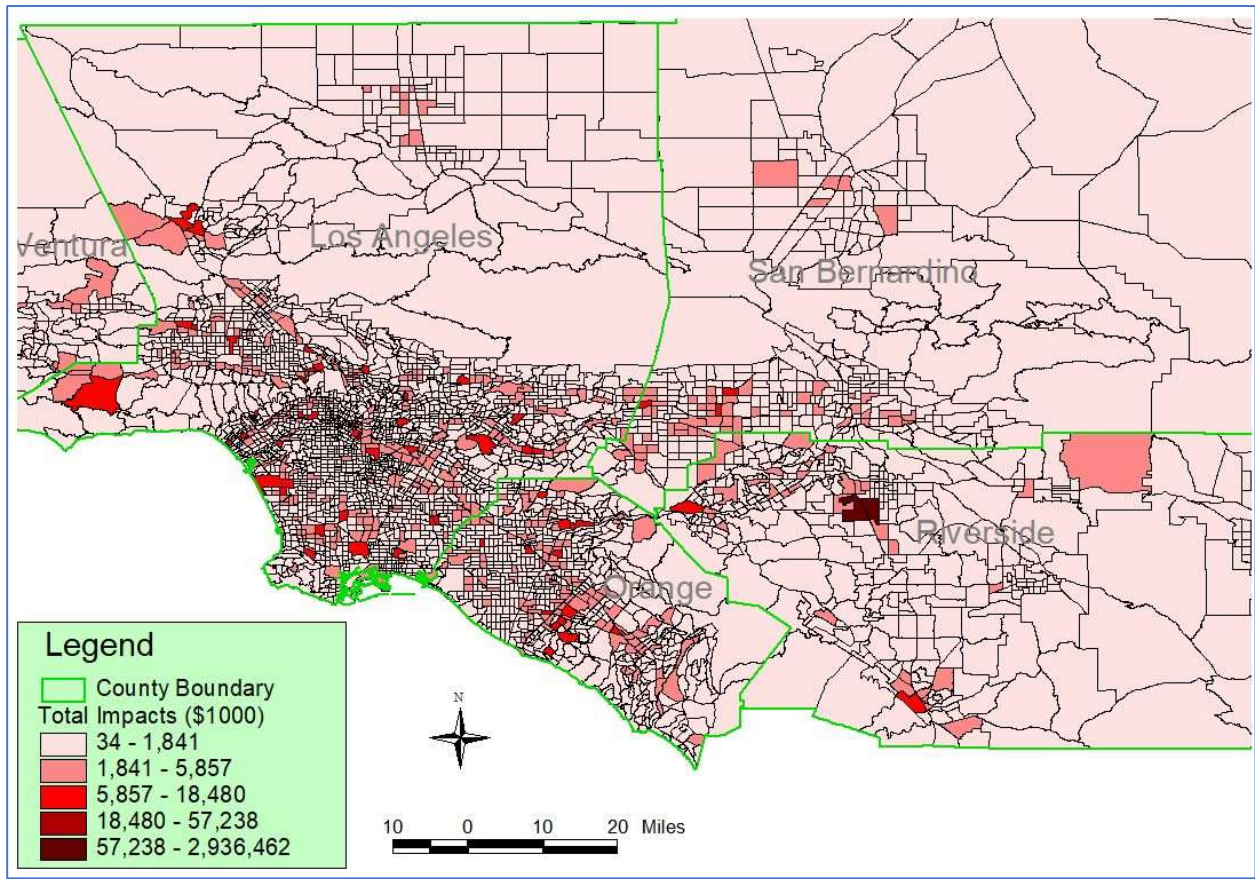


Figure 5. Dollar value of total impact in the current phase by Traffic Analysis Zone (TAZ)

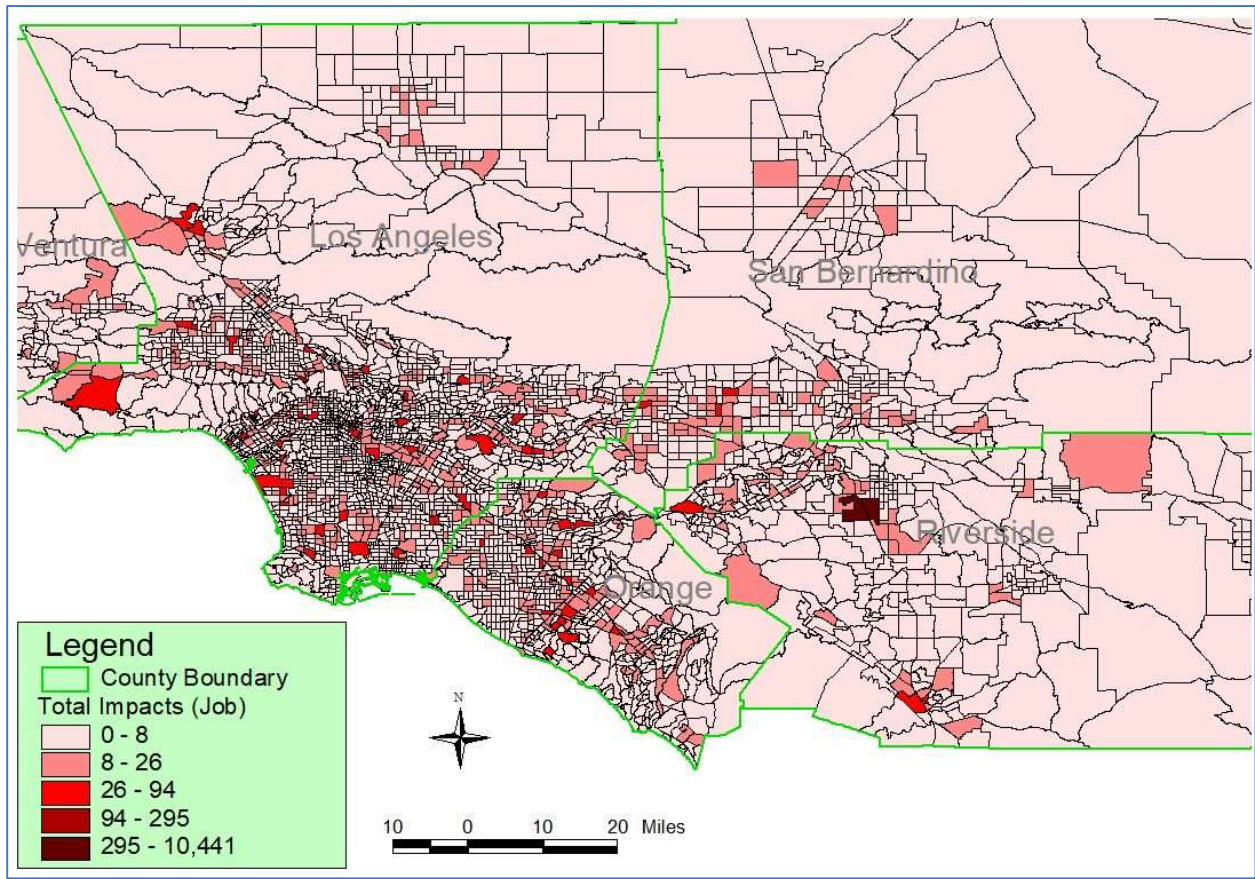


Figure 6. Job impacts in the first phase by TAZ

5. Data Analysis and Results of Phase 2, Future Built-out Scenario without West Upper Plateau Project in March JPA and March ARB

Though West Upper Plateau is in the March JPA West area, the West March Upper Plateau project is not yet approved by the Commission. The proposed warehouse, office, and retail activities in the West March Upper Plateau project for future development are excluded from economic impact analysis in Phase 2, the future built-out scenario. Similar to the procedures outlined in Section 4 for Phase 1 study, the data processing for the Economic Impact Analysis (EIA) of the March Joint Powers Authority (JPA) in the future built-out scenario without West Upper Plateau project has been preprocessed step by step.

5.1. The first step is to obtain the economic activities of the full built-out scenario by industry in March JPA. They have been identified with spatial location.

Tables 3a and 3b provided the projected development and employment data for the March Joint Powers Authority (JPA) in the future built-out scenario. Table 4a summarizes the proposed businesses in the March JPA, including their business names, locations, floor spaces, and employment projections. According to the table, the Meridian North Campus will have 288,000 square feet of business space constructed and generate 501 full-time equivalent (FTE) jobs, while the West March Lower Plateau will have 80,000 square feet of business space constructed and create 100 FTEs. The South Campus is expected to construct 1.7 million square feet of business space and generate 2,168 FTEs, The North East Corner/March LifeCare is projected to construct 2.7 million square feet of business space and create 6,985 FTEs, and the March Inland Port will construct 250,000 square feet of business space and generate 197 FTEs. Overall, the future built-out phase is expected to include a total of 10.0 million square feet of business space and create 12,569 FTEs.

Though the West Campus Upper Plateau has a plan to construct 5.0 million square feet of business space and generate 2,618 FTEs, including 1,455 fulfillment jobs and 1,163 jobs in business parks, these development activities are NOT incorporated in the following economic impact analysis because the West Campus Upper Plateau is not yet approved.

Table 4b provides a summary of the projected future development and employment in four locations of the March Joint Powers Authority (MJPA) at the certificate of occupancy date. These locations are Meridian (North and South), March Life Care, and March Inland Port Airport Authority (MIPAA), as shown on the development map of MJPA (Figure 4b). Meridian (North and South) is expected to create 1,560 jobs in business parks and 1,210 jobs in office/commercial zones. March LifeCare is projected to have 900 Continuing Care Retirement (CCR) jobs and 6,085 jobs in other categories. MIPAA is expected to have 197 airport employment. Meridian and West

Campus Upper Plateau are located in TAZ 3261 on the west side of MJPA, while March LifeCare and MIPAA are located in TAZ 3268 on the east side of MJPA, as shown in Figures 4a and 4b.

Lacking information regarding the future development of the March Air Reserve Base (ARB), it is posited that the base will maintain an equal balance of military personnel and civilians in the upcoming scenario. The projected figures for 2040 reflect a total output impact of \$1,396.0 Million and 5,285 jobs, represented by the data from Table 2 for the year 2023.

To estimate economic impacts using input-output models, detailed industrial sector information is required for each development. However, obtaining the NAICS code or IMPLAN sector for each future development in the March Joint Powers Authority (JPA) is not possible. Therefore, we assume that the industrial composition of future development will be broadly similar to current development in March JPA. Based on this assumption, we estimate the industrial composition in IMPLAN sector for the full-built-out development and employment in the west and east sides of March JPA. This estimate will be utilized in the IMPLAN input-output model to determine economic impacts in the subsequent step.

Table 4a March JPA Projected Development and Employment

March Joint Powers Authority Businesses		Proposed Not Yet Constructed	
Business	Location	Sq/Ft	FTE
Meridian North Campus			
Enterprise Unit 2/Lot 8	Enterprise Devt.	50,000	50
7-Eleven Convenience/Gas	7-Eleven	5,000	14
7/Eleven Retail	7-Eleven	25,000	75
Yocum Business Park	Unit 1, Lot 17	100,000	100
Riverside County Fire Dept	Unit 6, Lot 1	8,000	12
Veterans Plaza Expansion	Unit 4, Lot 4	100,000	250
Total		288,000	501
West March Lower Plateau			
Seefried Bld 4		80,000	100
Total		80,000	100
South Campus			
Building E		200,000	200
Building F		120,000	120
Building G		169,000	169
Building H		120,000	120
Building I		140,000	140
Van Buren Retail (10 Ac) Expansion		150,000	375

Van Buren 7.5 Ac Mixed Use		110,000	110
Van Buren 7.7 Ac Commercial		110,000	275
Van Buren 4.6 Ac Office		70,000	175
Van Buren 10.8 Ac Mixed Use		160,000	160
Seefried 1		144,000	144
Seefried 2		127,000	127
Seefried 3		53,000	53
Total		1,673,000	2,168

**West Campus Upper Plateau
(Excluded)**

North East Corner/March LifeCare			
United States Veterans Initiative PH II	NE Corner	105,000	5
Senior Congregate Care	NE Corner	800,000	600
CAARNG	NE Corner	40,000	60
Continuum of Care (2)		400,000	300
March LifeCare		1,400,000	6,020
Total		2,745,000	6,985

March Inland Port

Hangers/Facilities	Airport	70,000	47
D1 Cargo Terminal	Airport	180,000	150
Total		250,000	197

TOTAL, ALL DEVELOPMENT		5,036,000	9,951
-------------------------------	--	------------------	--------------

Table 4b March JPA projected future development and employment at certificate of occupancy date

FY	Meridian (North and South)				March Life Care				MIPAA	
	BP / MU		Office/Com		OTHER		CCR Living		Industrial	
	SQ/FT	EMP ¹	SQ/FT	EMP ²	SQ/FT	EMP ⁵	SQ/FT	EMP ⁵	SQ/FT	EMP ⁶
23-	400,000	400								
24-	400,000	400	70,000	175						
25-	400,000	400	70,000	175	145,000	65	800,000	600	180,000	150
26-	140,000	140	70,000	175	100,000	430			20,000	13
27-	140,000	140	70,000	175	100,000	430			25,000	17
28-	80,000	80	70,000	175	100,000	430	400,000	300	25,000	17
29-			70,000	175	100,000	430				
30-			66,000	160	100,000	430				
31-					100,000	430				
32-					100,000	430				
33-					100,000	430				
34-					100,000	430				
35-					100,000	430				
36-					100,000	430				
37-					100,000	430				
38-					100,000	430				
39-					100,000	430				
40-					100,000	430				

40-41	<u>1,560,000</u>	<u>1560</u>	<u>486,000</u>	<u>1210</u>	<u>1,545,000</u>	<u>6,085</u>	<u>1,200,000</u>	<u>900</u>	<u>250,000</u>	<u>197</u>
-------	------------------	-------------	----------------	-------------	------------------	--------------	------------------	------------	----------------	------------

¹ BP/Warehouse (.5 ALUC max. cal.)

² Average Retail/Office (1/400 sf)

³ E-Commerce (.5 ALUC max. cal.)

⁴ Warehouse/E-Commerce (.5 ALUC max. cal.)

⁵ Projected Employment March LifeCare/CCRC/School

⁶ Airport Employment Projection

Additional Total Projected Build Out:

5,036,000

Additional Total Projected Employment:

9,951

Additional Development Prior to JPA Sunsetting

870,000

Additional Employment Prior to JPA Sunsetting

975

5.2. IMPLAN input-output analysis with multiple sub-steps

1) Set up activities and create events

This study generates two new Economic Impact Analysis (EIA) activities for the full-built-out scenario on the west and east sides of the March JPA using the model developed for the Six-County Southern California Association of Government (SCAG) region. For each EIA activity, new events are created using the Full-Time Equivalent (FTE) employment data obtained in the previous step. The event year is set to 2040, which corresponds to the maximum certificate of occupancy date projected for the future development in the full-built-out scenario (Figure 7).

The screenshot displays the IMPLAN web application interface. The main area shows a table of events for the 'MJP2023Future' project. The table has columns for Title, Type, Specification, and Value. The events listed are all '3261 Retail' with a value of 22.5. The specifications vary, including '406 - Retail - Fo...', '407 - Retail - He...', '408 - Retail - Ga...', '409 - Retail - Clo...', '410 - Retail - Spo...', '411 - Retail - Gen...', '412 - Retail - Mis...', and '413 - Retail - No...'. The right sidebar shows the configuration for the selected event, including 'Dollar Year' set to 2040, 'Data Year' set to 2021, 'Scale' set to 1, and 'Region' set to SCAG6Counties. The bottom right corner has 'PREVIEW' and 'RUN' buttons.

Title	Type	Specification	Value
3261 Retail	Industry Employment	406 - Retail - Fo...	22.5
3261 Retail	Industry Employment	407 - Retail - He...	22.5
3261 Retail	Industry Employment	408 - Retail - Ga...	22.5
3261 Retail	Industry Employment	409 - Retail - Clo...	22.5
3261 Retail	Industry Employment	410 - Retail - Spo...	22.5
3261 Retail	Industry Employment	411 - Retail - Gen...	22.5
3261 Retail	Industry Employment	412 - Retail - Mis...	22.5
3261 Retail	Industry Employment	413 - Retail - No...	22.5

Figure 7. Set up the activity and create events in the future full built-out scenario

4) Analyze scenarios

The process in this step is analogous to the scenario analysis performed for the current scenario discussed in section 4.2. Various scenarios are generated using the EIA activities and evaluate their impact. The impact analysis is performed using IMPLAN, which generates reports containing direct, indirect, and induced effects as shown in Figure 8.

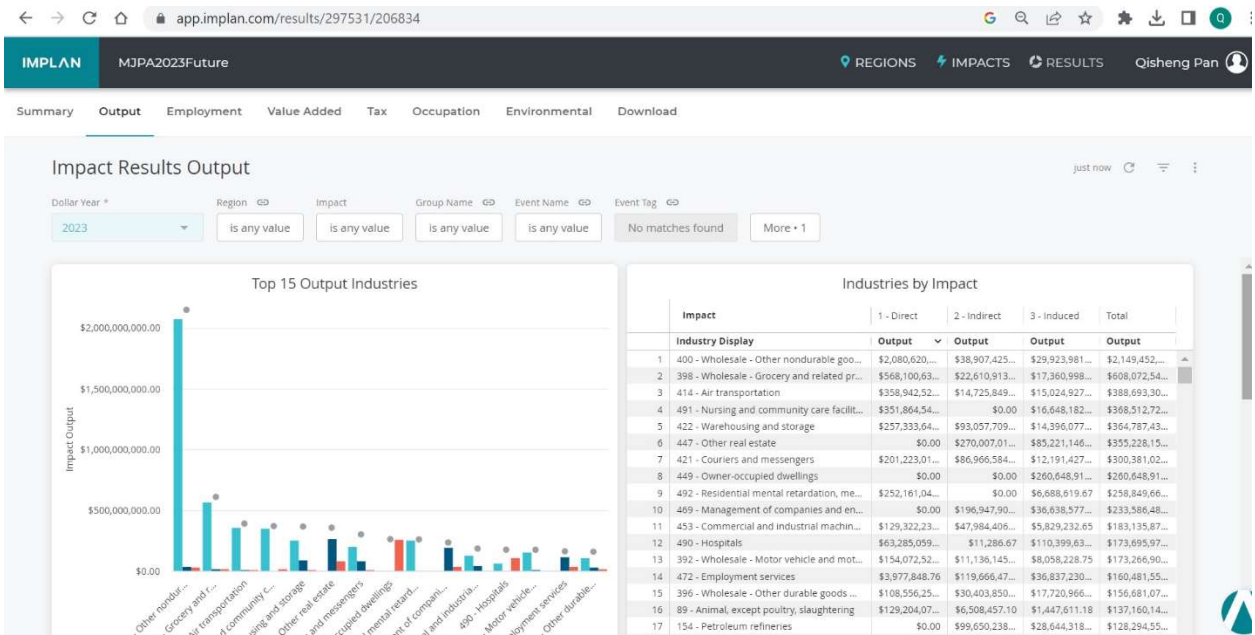


Figure 8. Results of IMPLAN impact analysis in the full built-out scenario

The results of the IMPLAN impact analysis for the full-built-out scenario are thorough and consist of both summarized and detailed tables. These tables are combined into a single comma-delimited file named "Detailed Economic Indicators - Future.csv," which contains information on output and employment categorized by IMPLAN sector.

According to the IMPLAN model, the full-built-out development in the March JPA is projected to generate a total economic impact of \$12,747.6 million, consisting of \$6,946.8 million in direct impacts, \$2,989.6 million in indirect impacts, and \$2,811.2 million in induced impacts. In terms of employment, the total impact is estimated to be 57,751 full-time equivalent (FTE) jobs, with 29,429 direct FTE jobs, 13,706 indirect FTE jobs, and 14,615 induced FTE jobs.

5.3. The following step involves distributing sectoral impacts of the full-built-out scenario to the geographic zones in Southern California. This basic model component involves modifying a Garin-Lowry style model to allocate the induced impacts created by the input-output model spatially. Table 5 provides a summary of the modeling results by county, and the detailed modeling results are recorded in tables or spreadsheets.

Table 5. Economic Impact of Phase 2 - Full Built-out of March JPA without West Upper Plateau Project in the Six-County SCAG Region

	Full Built-out with March ARB without West Upper Plateau							
	Output (\$Millions)				Jobs			
	Direct	Indirect	Induced	Total	Direct	Indirect	Induced	Total
March JPA West	3,325.2	0.4	0.2	3,325.8	13,208	2	1	13,211
March JPA East	2,226.2	1.0	0.6	2,227.7	10,938	4	3	10,945
March ARB	1,395.4	0.5	0.1	1,396.0	5,283	2	1	5,285
March JPA East and March ARB	3,621.6	1.5	0.6	3,623.7	16,221	6	3	16,230
City of Moreno Valley	24.1	12.0	22.4	58.5	108	60	118	285
City of Perris	21.8	5.1	8.3	35.2	98	25	43	166
City of Riverside	52.1	45.5	36.5	134.0	207	212	192	611
Unincorporated Riverside	6,848.8	37.7	30.6	6,917.1	29,017	169	161	29,347
County of Los Angeles	0.0	1,708.9	1,664.0	3,372.9	0	7,756	8,635	16,391
County of Orange	0.0	604.3	497.3	1,101.7	0	2,807	2,574	5,381
County of Ventura	0.0	128.3	121.4	249.8	0	555	628	1,183
County of Riverside	6,946.8	250.9	233.8	7,431.5	29,429	1,182	1,230	31,842
County of San Bernardino	0.0	268.3	270.5	538.8	0	1,295	1,422	2,716
County of Imperial	0.0	28.9	24.1	53.0	0	111	126	237
Total	6,946.8	2,989.6	2,811.2	12,747.6	29,429	13,706	14,615	57,751

Note: The future full-built out by 2040 is measured in 2040 dollar value

The total output impacts of the full-built-out development in 2040 are \$12,747.6 Million, which creates 57,751 jobs. Similar to the current scenario in March 2023, over half of the impacts are located in Riverside County, especially in March JPA, March ARB, City of Moreno Valley, City of Perris, City of Riverside, and Unincorporated Riverside.

March JPA is divided into two parts by the I-215 freeway, namely the March JPA West and the March JPA East (as shown in Figures 4a and 4b). The March JPA West, situated on the west side of

the I-215 freeway, including Meridian, has a total output impact of \$3,325.8 Million and 13,211 jobs. The March JPA East, located on the east side of the I-215 freeway, including March LifeCare and MIPAA, has a total output impact of \$2,227.7 Million and 10,945 jobs. Also located on the eastern side of the I-215 freeway, the March ARB generates a comprehensive output influence amounting to \$1,396.0 Million, along with the creation of 5,285 job opportunities. Given their shared location within the SCAG TAZ (TAZ 3268), the cumulative effect of merging the March JPA East and March ARB results in a combined total output impact of \$3,623.7 Million and the generation of 16,230 jobs. In the City of Moreno Valley, the total output impact is \$58.5 Million and 285 jobs. In the City of Perris, the total output impact is \$35.2 Million and 166 jobs. In the City of Riverside, the total output impact is \$134.0 Million and 611 jobs. In Unincorporated Riverside, the total output impact is \$6,917.1 Million and 29,347 jobs. The detailed modeling results can be found in the table named "MJPawithBase Impact - Future.xlsx". The spatial distribution of the impacts in dollar value and job is illustrated in Figures 9 and 10.

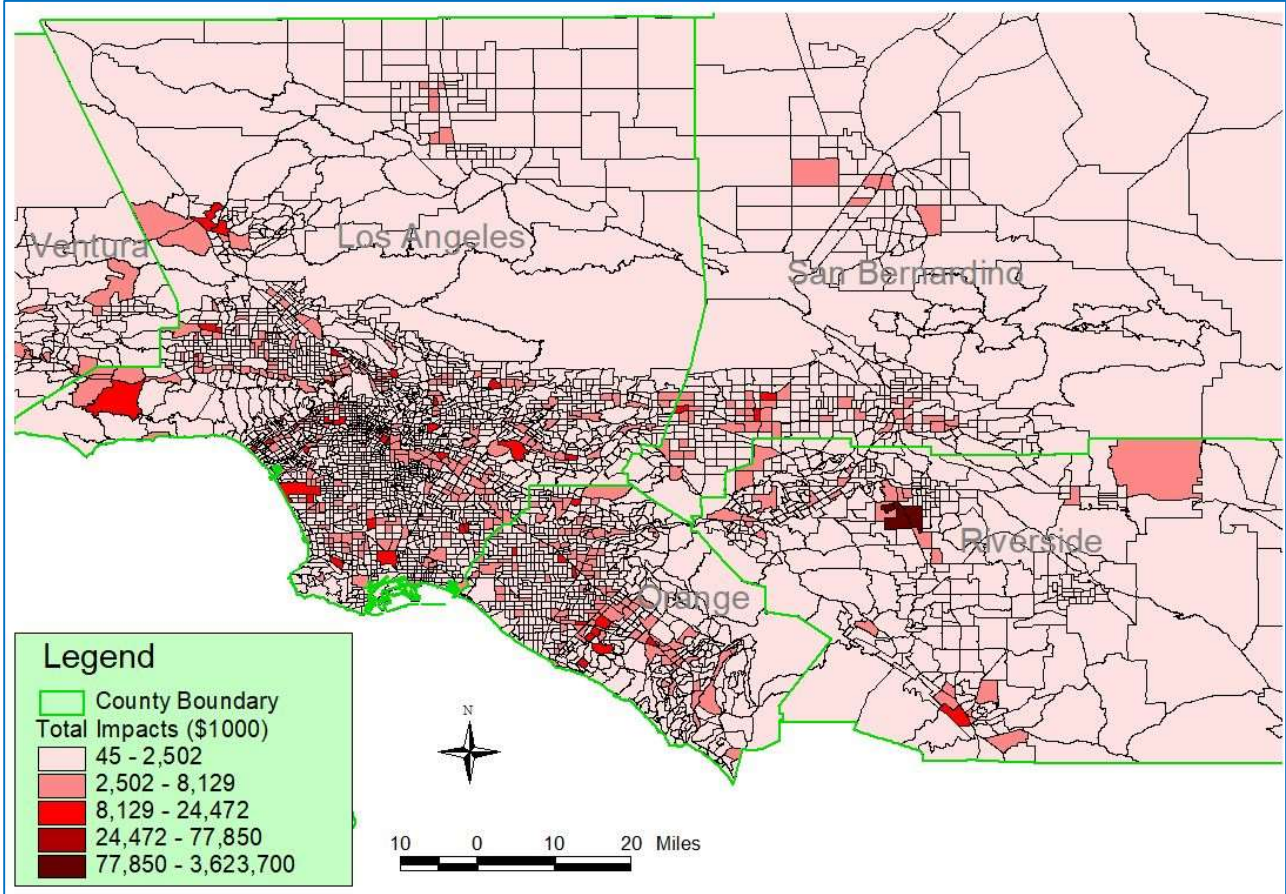


Figure 9. Dollar value of total impact in the second phase without West Upper Plateau project by TAZ

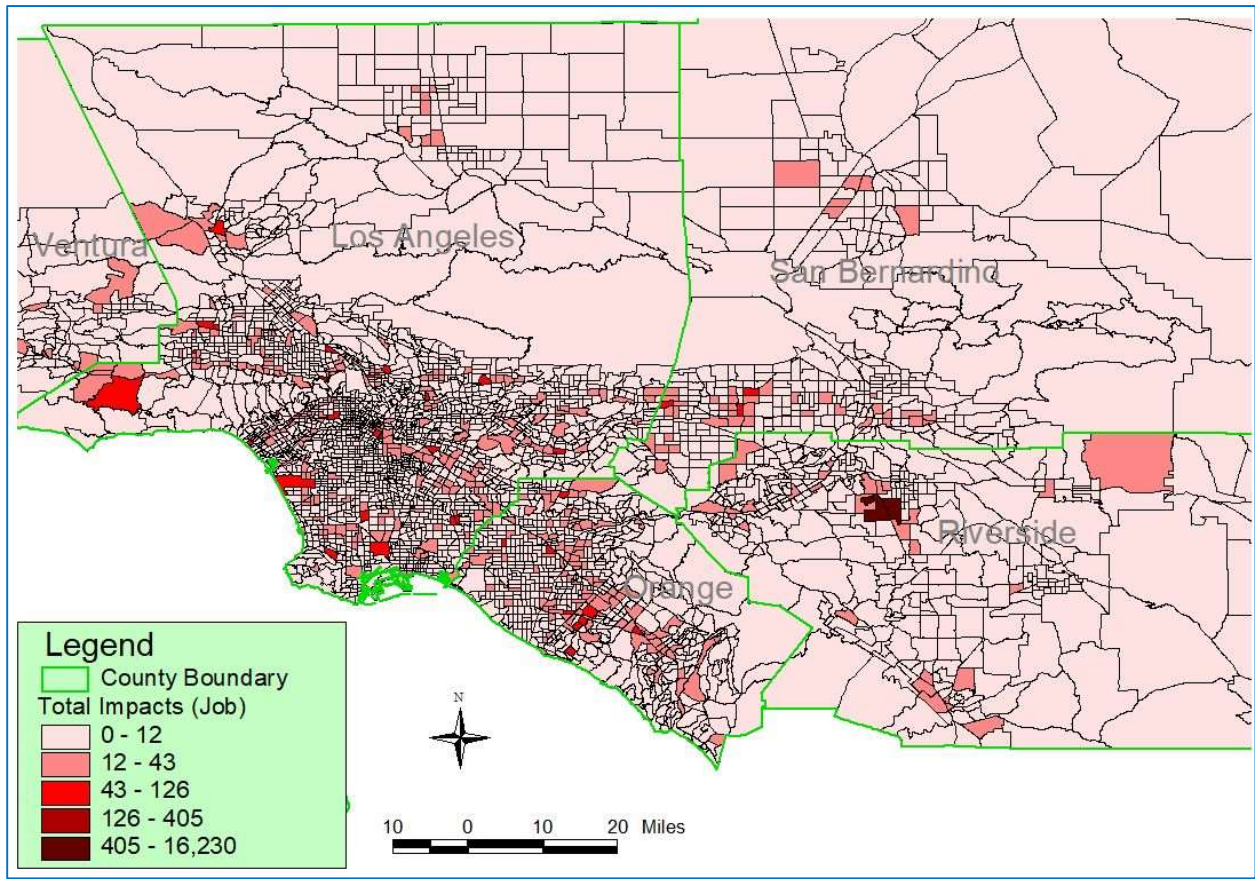


Figure 10. Job impacts in the second phase without West Upper Plateau project by TAZ

Short Bio of Key Personnel

Qisheng Pan is a full professor in the Department of Public Affairs and Planning, College of Architecture, Planning, and Public Affairs (CAPPA), University of Texas – Arlington (UTA). He is also the Director of the Center for Transportation, Equity, Decisions and Dollars (CTEDD), a USDOT (Tier-1) University Transportation Center (UTC), supported by the United States Department of Transportation (USDOT). The CTEDD Center is a UTA-led partnership with Georgia Institute of Technology, University of Wisconsin-Madison, University of South Florida, and California Polytechnic State University. Before he joined the faculty of UTA, Prof. Pan was a full professor in the Department of Urban Planning and Environmental Policy (UPEP) at Texas Southern University (TSU). He served as the UPEP department chair in 2008-2016. He was also the leader of the DOT Tier 1 UTC program at TSU, which is a collaborative effort with UT-Austin (Led), UPenn, and LSU to examine cooperative mobility for competitive megaregions. Dr. Pan received a Ph.D. in Urban Planning from the University of Southern California (USC) in 2003 and a Master's degree in Computer Science from USC in 2001. He received research grants from USDOT, Texas Department of Transportation (TXDOT), the Natural Resources Imagery Grant from ESRI, and Ewing Marion Kauffman Foundation, etc. Prof. Pan has also consulted in research projects funded by National Science Foundation, Department of Homeland Security, Department of Transportation, California Cut Flower Commission, Renovate America, and RAND Corporation, etc.

Reference

- 1) Batóg, J., Foryś, I., Gaca, R., Głuszak, M., & Konowalczyk, J. (2019). Investigating the impact of airport noise and land use restrictions on house prices: Evidence from selected regional airports in Poland. *Sustainability*, 11(2), 412.
- 2) Bell, R. (2001). The impact of airport noise on residential real estate. *The Appraisal Journal*, 69(3), 312.
- 3) Chalabi, M. (2002). The economic impact of a major airport. *Ekistics*, 69(415/416/417), 243-249. Retrieved November 4, 2020, from <http://www.jstor.org/stable/43619800>
- 4) Cohen, J., & Coughlin, C. C. (2005). Airport-related noise, proximity, and housing prices in Atlanta. *FRB of St. Louis Working Paper No.*
- 5) Colorado Department of Transportation (2008). Colorado Airports Economic Impact Study. https://www.codot.gov/programs/aeronautics/PDF_Files/2008EconImpact.pdf
- 6) Echeverri-Carroll, E. L. (1999). The regional economic impact of new airport construction: The case of Austin-Bergstrom International Airport.
- 7) Freestone, R., & Baker, D. (2011). Spatial Planning Models of Airport-Driven Urban Development. *Journal of Planning Literature*, 26(3), 263–279. <https://doi.org/10.1177/0885412211401341>
- 8) Garreau, J. (1992) *Edge City: Life on the New Frontier*. New York: Doubleday.
- 9) Georgia Department of Transportation (2011). Georgia Statewide Airport Economic Impact Study. <http://www.dot.ga.gov/InvestSmart/Aviation/AirportAid/ExecutiveSummary.pdf>
- 10) Green, R. K. (2007). Airports and economic development. *Real estate economics*, 35(1), 91-112.
- 11) Hakfoort, J., Poot, T., & Rietveld, P. (2001). The regional economic impact of an airport: the case of Amsterdam Schiphol Airport. *Regional Studies*, 35(7), 595-604.
- 12) Karlsson, J., Ludders, J. R., Wilde, D., Mochrie, D., & Seymour, C. (2008). *Airport economic impact methods and models* (No. Project 11-03, Topic 03-03).
- 13) Lipscomb, C. (2003). Small cities matter, too: the impacts of an airport and local infrastructure on housing prices in a small urban city. *Review of Urban & Regional Development Studies*, 15(3), 255-273.
- 14) Maine Department of Transportation (2006). The economic impact of airports in Maine. <https://www.maine.gov/mdot/aviation/docs/currentstudies/economicimpacts.pdf>
- 15) MIG (2004) *IMPLAN Pro Manual*, Stillwater, Minnesota.
- 16) Montana Department of Transportation (2017). Montana Airports 2016 Economic Impact Study. <https://www.mdt.mt.gov/aviation/docs/2016/economic-impact/MT-EIS-Technical-Report.pdf>
- 17) Ohio Department of Transportation (2014). Ohio Airports Economic Impact Study. Technical Report. <http://www.dot.state.oh.us/Divisions/Operations/Aviation/OhioAirportsFocusStudy/OhioAirportsEconomicImpactStudy/Ohio%20Airports%20Economic%20Impact%20Study%20-%20Technical%20Report%20Final%20Complete%20for%20Web.pdf>
- 18) Pan, Q., H. W. Richardson, P. Gordon, and J. Moore (2009) "The Economic Impacts of a Terrorist Attack on the Downtown Los Angeles Financial District," *Spatial Economic Analysis*, Vol. 4, No. 2, 213-239.
- 19) Pan, Q. and H. W. Richardson (2015) "Theory and Methodologies: Input–Output, SCPM and CGE" in H. W. Richardson, Q. Pan, J. Park, and J. E. Moore (eds.) *Regional Economic Impacts of Terrorist Attacks*, Missouri Department of Transportation (2012). Missouri Statewide Airports Economic Impact Study. <https://www.modot.org/sites/default/files/documents/Missouri-2012-Economic-Impact.pdf>.

- 20) Pan, Q. (2022) "Transforming air space to place: economic impact analysis for the airport development project of March Joint Powers Authority" *Socio-Ecological Practice Research*, 4, 21-37.
- 21) *Natural Disasters and Metropolitan Policies, Advances in Spatial Science Series, Springer.* <http://www.springer.com/us/book/9783319143217>
- 22) Peneda, M. J. A., Reis, V. D., & Macário, M. do R. M. R. (2011). Critical Factors for Development of Airport Cities. *Transportation Research Record*, 2214(1), 1–9. <https://doi.org/10.3141/2214-01>
- 23) Pennsylvania Department of Transportation (2011). The economic impact of aviation in Pennsylvania Study. <https://www.penndot.gov/Doing-Business/Aviation/Planning%20and%20Zoning/Documents/2011%20Aviation%20Economic%20Impact%20Study%20Technical%20Report.pdf>
- 24) Pitfield, D. E. (1981). The economics of airport impact. *Transportation Planning and Technology*, 7(1), 21-31.
- 25) Pope, J. C. (2008). Buyer information and the hedonic: the impact of a seller disclosure on the implicit price for airport noise. *Journal of Urban Economics*, 63(2), 498-516.
- 26) Port of Seattle (2018). Sea-Tac International Airport Economic Impacts. https://www.portseattle.org/sites/default/files/2018-02/180131_CAI_sea_tac_airport_economic_impacts.pdf
- 27) Texas Department of Transportation (2018). Texas Aviation Economic Impact Study. Technical Report <https://ftp.dot.state.tx.us/pub/txdot-info/avn/tx-econ-tech.pdf>
- 28) Tomkins, J., Topham, N., Twomey, J., & Ward, R. (1998). Noise versus Access: The Impact of an Airport in an Urban Property Market. *Urban Studies*, 35(2), 243–258. <https://doi.org/10.1080/0042098984961>
- 29) San Diego County Regional Airport Authority (2018). San Diego International Airport Economic Impact Study. <https://timesofsandiego.com/wp-content/uploads/2018/09/2017-01-06-economic-impact-study.pdf>
- 30) San Francisco International Airport (2019). Economic Impact Study of San Francisco International Airport. https://www.flysfo.com/sites/default/files/SFO_Economic_Impact_Report_2019.pdf
- 31) Smith, C. D. M. (2014). The economic impact of commercial airports in 2013. *Airports Council International–North America. September 2014.*
- 32) Van den Berg, L., Van Klink, H. A., & Pol, P. M. J. (1996). Airports as centres of economic growth. *Transport Reviews*, 16(1), 55-65.
- 33) Virginia Department of Aviation (2018). Virginia Airport System Economic Impact Study. <https://flyrichmond.com/wp-content/uploads/2018/08/DOAV-Econ-Impact-Exec-Summary-final-accessible-05-03-183.pdf>
- 34) Yao, Shujie and Yang, Xiuyun, Airport Development and Regional Economic Growth in China (February 2008). Available at SSRN: <https://ssrn.com/abstract=1101574>

**MARCH JOINT POWERS AUTHORITY
TECHNICAL ADVISORY COMMITTEE
OF THE
MARCH JOINT POWERS AUTHORITY**

***Reports, Discussion and Action
Agenda Item No. 6b***


Meeting Date: September 6, 2023

Report: Foreign Trade Zone 2022 Annual Report and Expansion Requests

Background:

Foreign Trade Zone #244 (FTZ) was established in August 2000. As a requirement of the grant of authority, the March Joint Powers Authority (March JPA) must submit an annual report updating the Foreign Trade Zones Board on the volume of merchandise that was imported to and exported from the zone. The information contained in the FTZ #244 Annual Report covers the period January 1, 2022 through December 31, 2022.

Attachment: 2022 Foreign Trade Zone Annual Report



84th Annual Report
of the
**Foreign-Trade
Zones Board**
to the Congress
of the United States

U.S. FOREIGN-TRADE ZONES

Foreign-trade zones are secure areas under supervision of U.S. Customs and Border Protection (CBP) that are considered outside the customs territory of the United States for the purposes of duty payment. Located in or near customs ports of entry, they are the U.S. version of what are known internationally as free trade zones. Authority for establishing these facilities is granted by the Foreign-Trade Zones (FTZ) Board under the Foreign-Trade Zones Act of 1934, as amended (19 U.S.C. §§81a-81u), and the Board's regulations (15 C.F.R. Part 400). The Executive Secretariat of the Board is located within Enforcement and Compliance of the U.S. Department of Commerce in Washington, D.C.

Foreign and domestic merchandise may, subject to FTZ Board and CBP regulations, be moved into zones for operations not otherwise prohibited by law involving storage, exhibition, assembly, manufacturing, and processing. All zone activity is subject to public interest review, and all production activity requires a case-by-case review. Under zone procedures, the usual formal customs entry procedure and payment of duties are not required on the foreign merchandise unless and until it enters customs territory for domestic consumption, in which case the importer may have a choice of paying duties either on the original foreign materials or the finished product. Domestic goods moved into a zone for export are considered exported upon entering the zone for purposes of excise tax rebates and drawback. The benefits obtained through FTZ procedures help encourage U.S. activity, employment and value added, often in competition with foreign alternatives. FTZ sites and activities remain within the jurisdiction of federal, state and local governments and agencies.

A foreign-trade zone is created when a local organization, such as a city, county or port authority, applies to the FTZ Board for a grant to establish and operate a zone to serve a specifically defined geographic area. Upon approval of the zone by the FTZ Board, the organization becomes known as the FTZ "grantee". Grantees are then able to submit applications to the FTZ Board to establish FTZ sites or subzones for use by companies in that area. Under the FTZ Act, grantees are required to operate their zones as "public utilities" and provide "uniform treatment under like conditions" to companies using the zone.

The regulations of the Foreign-Trade Zones Board are published in the Code of Federal Regulations at Title 15, Part 400 (15 C.F.R. Part 400), and the regulations of U.S. Customs and Border Protection concerning zones are published in the Code of Federal Regulations at Title 19, Part 146 (19 C.F.R. Part 146). Information on foreign-trade zones is available of the FTZ Web site at: <http://www.trade.gov/ftz>.

For Zone Operations in 2022

84th ANNUAL REPORT of the

**Foreign-Trade
Zones Board**

to the

Congress
OF THE UNITED STATES

Published August 2023

ISSN 1544-2322



Printed on recycled paper.
Federal Recycling Program

The full text of this document is available on the Foreign-Trade Zone Board's Internet site at www.trade.gov/ftz. It is also available for purchase as a paper or microfiche reprint, or an electronic download, from the National Technical Information Service, 5285 Port Royal Road, Springfield, VA 22161; www.ntis.gov.

**SUBMITTED BY THE
FOREIGN-TRADE ZONES BOARD**

August 2023

GINA M. RAIMONDO
Secretary of Commerce

JANET L. YELLEN
Secretary of the Treasury

ALTERNATES

Lisa W. Wang
*Assistant Secretary for Enforcement & Compliance
U.S. Department of Commerce*

Thomas C. West Jr.
*Deputy Assistant Secretary
U.S. Department of the Treasury*

Elizabeth Whiteman
Executive Secretary

CONTENTS

	Page
Introduction.....	1
Appendices	
A - Summary of Statistics, 2018 – 2022	5
B - Main Foreign-Status Products Received in U.S. FTZs.....	7
C - Merchandise Received and Exports – Top 25	9
D - FTZ Activity by State/Territory.....	14
E - Reference.....	157

INTRODUCTION

This document constitutes the report of the Foreign-Trade Zones (FTZ) Board to the Congress of the United States pursuant to 19 U.S.C. §81p(c). Unless otherwise noted, the data contained in this report pertains to FTZ activity during the 2022 calendar year.

During the year, the FTZ Board received and docketed 64 requests, and issued 60 decisions. The FTZ Board's decisions included the reorganization or expansion of four zones under the alternative site framework (ASF), as well as decisions on 46 applications and notifications for new or expanded production authority. Under delegated authority, the FTZ Board Staff processed an additional 226 requests that primarily included minor boundary modifications.

There were 197 FTZs active during the year, with a total of 361 active production operations. Over 500,000 persons were employed within 1,200 active FTZ operations during the year. The value of shipments into zones totaled over \$1,011 billion, compared with \$835 billion the previous year (Appendix A). About 67 percent of the shipments received at zones involved domestic status merchandise. The levels of domestic status merchandise used by FTZ operations – 79% for production operations and 48% for warehouse/distribution operations – indicates that FTZ activity tends to involve domestic operations that include significant domestic inputs alongside foreign inputs.

Warehouse/distribution operations received over \$387 billion in merchandise while production operations received nearly \$624 billion (62 percent of zone activity). The largest industries accounting for zone production activity include the pharmaceutical, oil refining, automotive, electronics, and machinery/equipment sectors. The main foreign-origin products received at zones are listed in Appendix B.

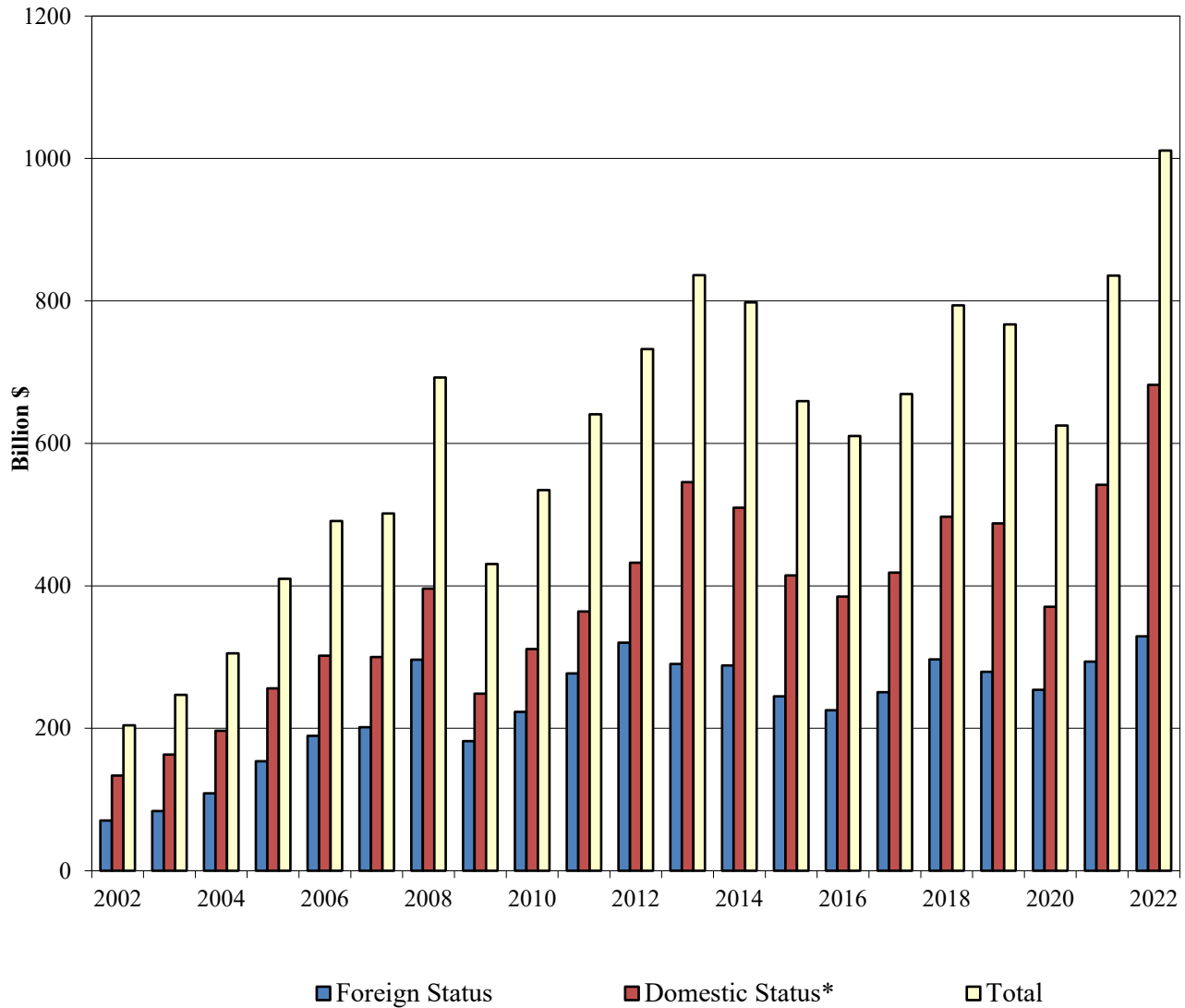
Exports (shipments to foreign countries) from facilities operating under FTZ procedures amounted to nearly \$162 billion (Appendix A). The export figures do not include certain indirect exports involving FTZ merchandise that undergoes further processing in the United States at non-FTZ sites prior to export.

Appendix C contains lists of the Top 25 zones and states for FTZ merchandise received and exported during the year. In addition, information on FTZ activity by state, as well as within each zone, is available in Appendix D.¹

The FTZ Board's notices on applications as well as information on specific zone sites can be found on the FTZ Board's website (www.trade.gov/ftz) under "Online FTZ Information System (OFIS)." In addition, the website contains contact information for each zone, a summary of all Board Orders, lists of Staff-level cases and other reference materials.

¹ The data by state and by zone in Appendix D is reported in ranges because it incorporates business-proprietary information.

**Figure 1: Merchandise Received
2002-2022**



* “Domestic status merchandise” includes both domestic-origin items and foreign-origin items that have been entered for consumption (duty-paid) prior to FTZ admission.

Figure 2: Exports
(2002-2022)

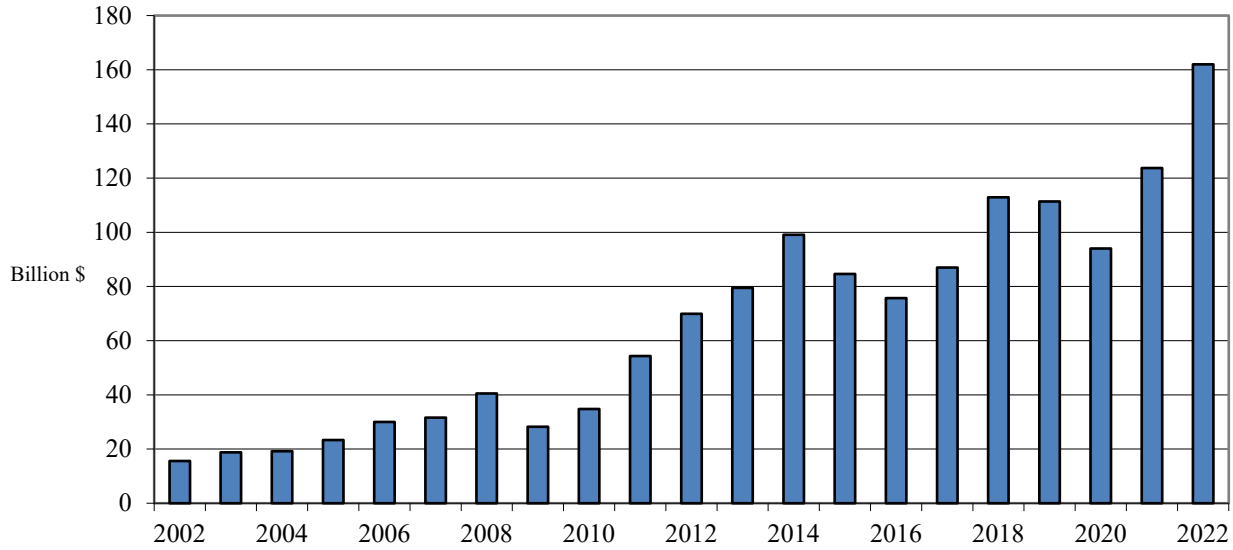
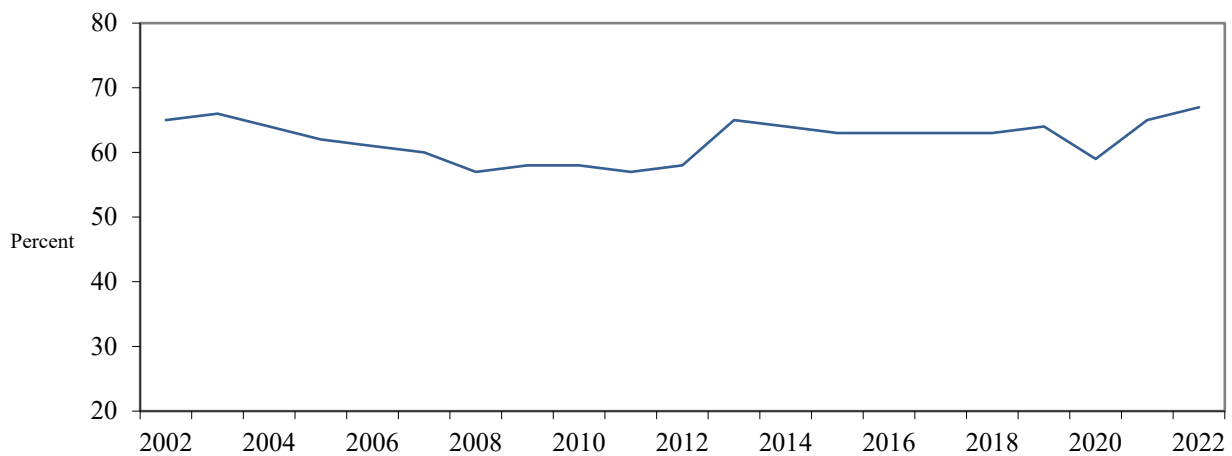
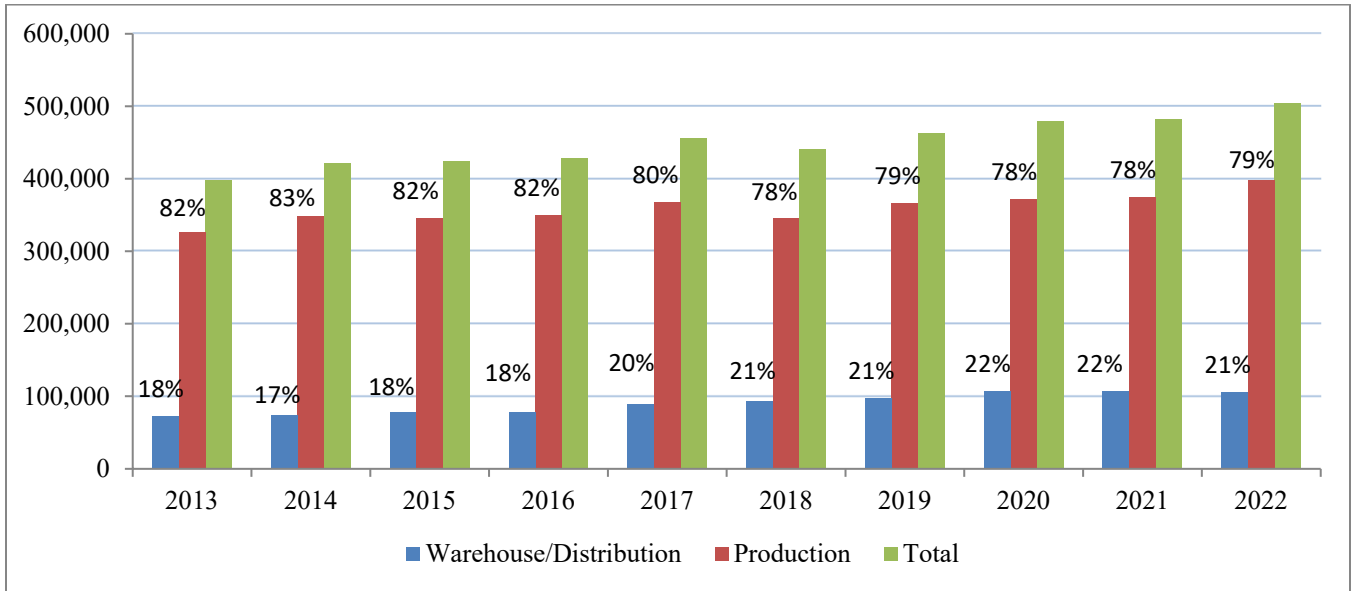


Figure 3: Domestic Status* Merchandise Ratio
(As percent of Total Merchandise Received)
(2002-2022)

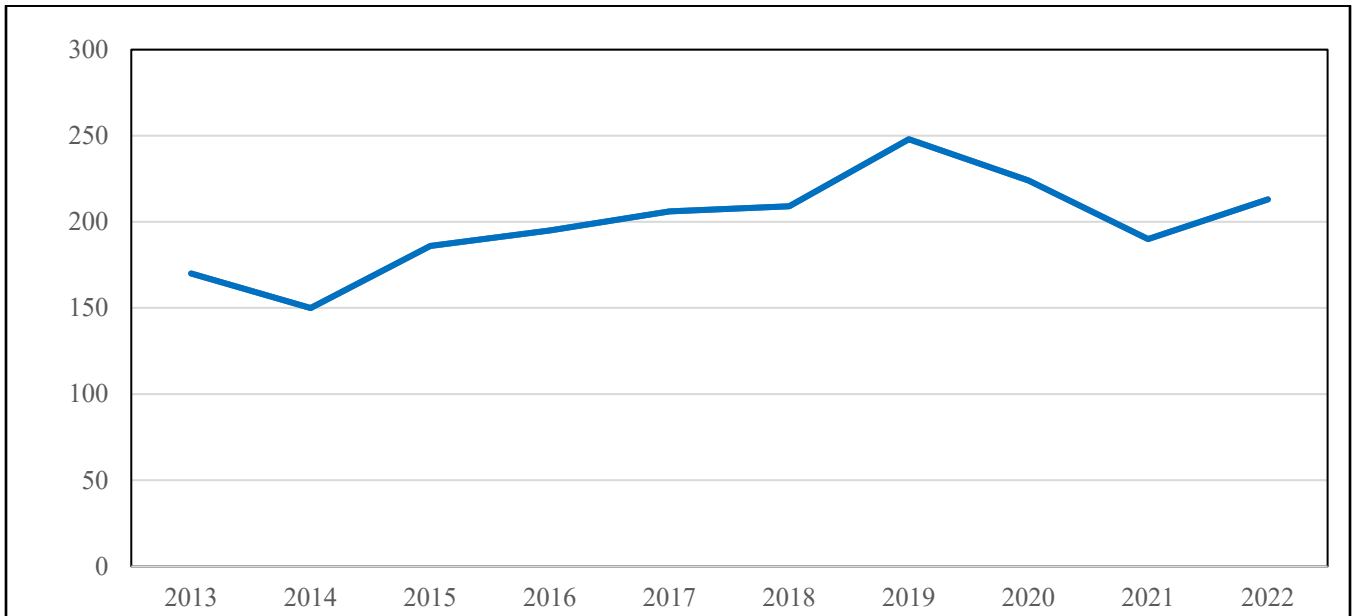


* “Domestic status merchandise” includes both domestic-origin items and foreign-origin items that have been entered for consumption (duty-paid) prior to FTZ admission.

**Figure 4: Employment in FTZs by Year
(2013-2022)**



**Figure 5: New Subzones/Site Designations
(2013-2022)**



**APPENDIX A:
SUMMARY STATISTICS
2018 – 2022**

SUMMARY STATISTICS, 2018 – 2022
(\$ billion)

	2018	2019	2020	2021	2022
<i>Merchandise Received</i>	793.8	767.0	624.9	835.6	1,011.3
<i>Warehouse/Distribution</i>	289.8	301.1	283.7	369.8	387.4
<i>Production</i>	504.0	465.9	341.2	465.8	623.9
<i>% Production</i>	63%	61%	55%	56%	62%
<i>Foreign Status Inputs</i>	296.7	279.4	254.2	293.7	329.1
<i>Warehouse/Distribution</i>	166.8	167.0	165.0	186.9	200.6
<i>Production</i>	129.9	112.4	89.2	106.8	128.5
<i>Domestic Status Inputs¹</i>	497.1	487.6	370.6	541.9	682.2
<i>Warehouse/Distribution</i>	123.0	134.1	118.6	182.9	186.9
<i>Production</i>	374.1	353.5	252.0	359.0	495.3
<i>Domestic Status Inputs Ratio</i>	63%	64%	59%	65%	67%
<i>Warehouse/Distribution</i>	42%	45%	42%	49%	48%
<i>Production</i>	74%	76%	74%	77%	79%
<i>Exports²</i>	112.9	111.4	94.2	123.6	161.9
<i>Warehouse/Distribution</i>	39.7	39.6	39.4	47.3	56.5
<i>Production</i>	73.2	71.8	54.8	76.3	105.4
<i>Number of Approved FTZs³</i>	260	260	261	258	259
<i>Active FTZs⁴</i>	195	193	195	197	197

¹ Domestic status merchandise includes both domestic-origin items and foreign-origin items that have been entered for consumption (duty-paid) prior to FTZ admission.

² Export figures are based on material inputs and do not include value added.

³ The number of approved FTZs is the sum of all zones approved by the FTZ Board, minus those that have lapsed or been terminated.

⁴ Active FTZs have at least one site or subzone in operation.

**APPENDIX B:
MAIN FOREIGN-STATUS PRODUCTS
RECEIVED IN U.S. FTZs
2022**

MAIN FOREIGN-STATUS PRODUCTS RECEIVED IN U.S. FTZs
(\$ million)

WAREHOUSE/DISTRIBUTION OPERATORS

PRODUCTION OPERATORS

Consumer Electronics	37,413	Oil/Petroleum	34,311
Electrical Machinery	36,750	Pharmaceuticals	24,250
Vehicles	27,815	Vehicle Parts	14,422
Other Electronics	18,310	Consumer Electronics	11,859
Consumer Products	17,717	Vehicles	8,988
Textiles/Footwear	9,218	Machinery/Equipment	4,689
Machinery/Equipment	6,663	Chemicals	1,772
Oil/Petroleum	6,269	Electrical Machinery	1,580
Other Metals/Minerals	6,215	Iron/Steel	942
Pharmaceuticals	5,521	Other Metals/Minerals	899
Vehicle Parts	3,424	Other Electronics	717
Ships/Boats	1,490	Aircraft/Spacecraft	716
Optical, Photographic and Medical Instruments	1,381	Plastic/Rubber	681
Chemicals	1,131	Consumer Products	345
Beverages/Spirits	1,128	Fragrances/Cosmetics	272
Petrochemicals	909	Optical, Photographic and Medical Instruments	243
Plastic/Rubber	776	Food Products	141
Iron/Steel	737	Stone/Plaster/Cement/Ceramics	124
Food Products	502	Textiles/Footwear	112
Stone/Plaster/Cement/Ceramics	173	Advanced Fiber Materials	110
Tobacco	166	Ships/Boats	91
Aircraft/Spacecraft	131	Dyes/Pigments/Paints	66
Wood/Paper/Printed Articles	129	Beverages/Spirits	56
Rail Cars, Parts & Equipment	68	Petrochemicals	55
Fragrances/Cosmetics	47	Arms/Ammunition	28
Fats/Oils	10	Wood/Paper/Printed Articles	7
Arms/Ammunition	6		
Dyes/Pigments/Paints	3		
Advanced Fiber Materials	2		

**APPENDIX C:
MERCHANDISE RECEIVED AND
EXPORTS – TOP 25
2022**

MERCHANDISE RECEIVED AND EXPORTS – TOP 25

Top 25 States for FTZ Activity

	State/Territory
1	Texas
2	Louisiana
3	California
4	Illinois
5	Tennessee
6	South Carolina
7	Arizona
8	Indiana
9	Ohio
10	Puerto Rico
11	Kentucky
12	Pennsylvania
13	Florida
14	Alabama
15	Mississippi
16	Georgia
17	New Jersey
18	Washington
19	New York
20	Maryland
21	Nevada
22	Delaware
23	Hawaii
24	Michigan
25	Alaska

	State/Territory
1	Texas
2	Louisiana
3	California
4	South Carolina
5	Florida
6	Alabama
7	Puerto Rico
8	Indiana
9	Mississippi
10	Tennessee
11	Massachusetts
12	New Mexico
13	Arizona
14	Ohio
15	Washington
16	Kentucky
17	Pennsylvania
18	West Virginia
19	New Jersey
20	Georgia
21	Michigan
22	Wisconsin
23	Virginia
24	Missouri
25	Hawaii

Top 25 States by Type of FTZ Activity

Warehouse/Distribution Activity

Production Activity

Merchandise Received

Exports

Merchandise Received

Exports

	State/Territory
1	California
2	Illinois
3	Louisiana
4	Texas
5	Tennessee
6	Arizona
7	South Carolina
8	Pennsylvania
9	Florida
10	New York
11	Georgia
12	Ohio
13	Puerto Rico
14	Maryland
15	New Jersey
16	Indiana
17	Kentucky
18	Washington
19	North Carolina
20	Alaska
21	Nevada
22	Mississippi
23	Michigan
24	New Mexico
25	Wisconsin

	State/Territory
1	Texas
2	South Carolina
3	Louisiana
4	Florida
5	California
6	New Mexico
7	Ohio
8	Arizona
9	Tennessee
10	Washington
11	Indiana
12	Pennsylvania
13	Massachusetts
14	Mississippi
15	New Jersey
16	Hawaii
17	Alaska
18	Michigan
19	Georgia
20	Virginia
21	Iowa
22	Minnesota
23	Illinois
24	Maryland
25	Wisconsin

	State/Territory
1	Texas
2	Louisiana
3	California
4	Illinois
5	Alabama
6	South Carolina
7	Mississippi
8	Indiana
9	Kentucky
10	Puerto Rico
11	Tennessee
12	Washington
13	Ohio
14	New Jersey
15	Arizona
16	Pennsylvania
17	Delaware
18	Florida
19	Nevada
20	Maryland
21	Hawaii
22	Georgia
23	Michigan
24	Massachusetts
25	Virginia

	State/Territory
1	Texas
2	Louisiana
3	Alabama
4	California
5	Puerto Rico
6	Mississippi
7	Indiana
8	Florida
9	Massachusetts
10	Tennessee
11	South Carolina
12	Kentucky
13	West Virginia
14	Georgia
15	Michigan
16	New Jersey
17	Missouri
18	Wisconsin
19	Oregon
20	Arizona
21	Virginia
22	Washington
23	Illinois
24	Maryland
25	Nebraska

Top 25 by Zone (Warehouse/Distribution Activity)

Merchandise Received

	Zone	Location
1	22	Chicago, Illinois
2	124	Gramercy, Louisiana
3	202	Los Angeles, California
4	78	Nashville, Tennessee
5	75	Phoenix, Arizona
6	50	Long Beach, California
7	1	New York, New York
8	84	Harris County, Texas
9	138	Franklin County, Ohio
10	21	Dorchester County, South Carolina
11	147	Berks County, Pennsylvania
12	231	Stockton, California
13	74	Baltimore, Maryland
14	171	Liberty County, Texas
15	38	Spartanburg County, South Carolina
16	72	Indianapolis, Indiana
17	26	Atlanta, Georgia
18	144	Brunswick, Georgia
19	49	Newark/Elizabeth, New Jersey
20	62	Brownsville, Texas
21	25	Broward County, Florida
22	39	Dallas/Fort Worth, Texas
23	272	Lehigh Valley, Pennsylvania
24	61	San Juan, Puerto Rico
25	29	Louisville, Kentucky

Exports

	Zone	Location
1	21	Dorchester County, South Carolina
2	62	Brownsville, Texas
3	124	Gramercy, Louisiana
4	84	Harris County, Texas
5	150	El Paso, Texas
6	202	Los Angeles, California
7	171	Liberty County, Texas
8	197	Dona Ana County, New Mexico
9	25	Broward County, Florida
10	281	Miami-Dade County, Florida
11	75	Phoenix, Arizona
12	2	New Orleans, Louisiana
13	12	McAllen, Texas
14	135	Palm Beach County, Florida
15	78	Nashville, Tennessee
16	138	Franklin County, Ohio
17	68	El Paso, Texas
18	143	Sacramento, California
19	72	Indianapolis, Indiana
20	40	Cleveland, Ohio
21	94	Laredo, Texas
22	27	Boston, Massachusetts
23	50	Long Beach, California
24	147	Berks County, Pennsylvania
25	287	Tunica County, Mississippi

Top 25 Production Operations

Merchandise Received

	Zone	Company
1	154A	Exxon Corporation
2	84O	ExxonMobil
3	124E	Marathon Ashland Petroleum LLC
4	149C	Phillips 66 Company
5	116A	Motiva Enterprises LLC
6	18G	Tesla, Inc.
7	199A	Marathon Petroleum Company LP
8	115B	ExxonMobil Oil Corporation
9	87B	CITGO Petroleum Corporation
10	38A	BMW Manufacturing Company, LLC
11	92D	Chevron Corporation
12	50H	Marathon Petroleum Company LP
13	122J	Valero Refining Company
14	116C	Premcor Refining Group
15	168D	Samsung Electronics America, Inc.
16	202B	Chevron Products Company
17	291	Cheniere Sabine Pass LNG Terminal
18	3B	Chevron Products Company
19	98A	Mercedes-Benz U.S. International
20	22S	AbbVie, Inc.
21	177B	Toyota Motor Manufacturing
22	146D	Marathon Ashland Petroleum LP
23	29E	Toyota Motor Manufacturing, N.A., Inc.
24	87A	Phillips 66 Company
25	199C	Valero Refining-Texas, L.P.

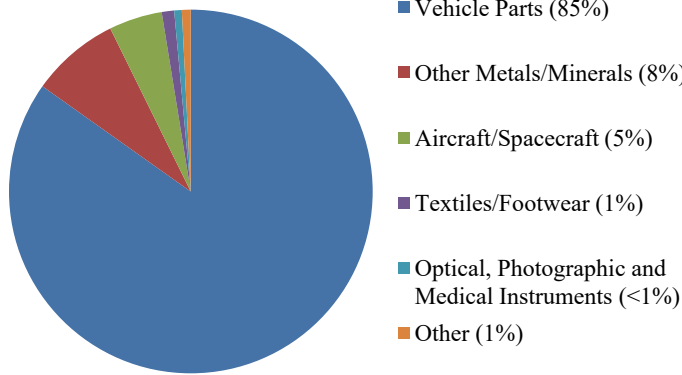
Exports

	Zone	Company
1	291	Cheniere Energy Partners, LP
2	98A	Mercedes-Benz U.S. International
3	116C	Premcor Refining Group
4	115B	ExxonMobil Oil Corporation
5	87B	CITGO Petroleum Corporation
6	122J	Valero Refining Company
7	116A	Motiva Enterprises LLC
8	7K	Lilly del Caribe, Inc.
9	124E	Marathon Ashland Petroleum LLC
10	199A	Marathon Petroleum Company LP
11	154A	Exxon Corporation
12	92D	Chevron Corporation
13	149C	Phillips 66 Company
14	18G	Tesla, Inc.
15	84O	ExxonMobil
16	124A	Valero Refining – New Orleans, LLC
17	18F	Lam Research Corporation
18	193A	Catalent Pharma Solutions, LLC
19	27R	Wyeth Pharmaceuticals, LLC
20	177A	AstraZeneca Pharmaceuticals, LP
21	196A	TTI, Inc.
22	199C	Valero Refining-Texas, L.P.
23	177B	Toyota Motor Manufacturing
24	2J	Valero Refining-Meraux LLC
25	3B	Chevron Products Company

**APPENDIX D:
FTZ ACTIVITY BY STATE/TERRITORY
2022**

ALABAMA

TOP FOREIGN-STATUS PRODUCTS BY VALUE



STATE SUMMARY	
Merchandise Received:	\$10,000-25,000 mil
Exports:	\$5,000-10,000 mil
Total Shipments:	\$10,000-25,000 mil
Employees:	19,001-20,000

FTZ 82, MOBILE
GRANTEE: CITY OF MOBILE

All Activity:

MERCHANDISE RECEIVED	EXPORTS	EMPLOYEES
\$1,000-5,000 mil	\$500-750 mil	2,501-3,000

Warehouse/Distribution Activity:

NUMBER OF OPERATORS	MERCHANDISE RECEIVED	EXPORTS	TOTAL SHIPMENTS
2	\$1-5 mil	\$0	\$1-5 mil

Production Activity:

	COMPANY	MERCHANDISE RECEIVED	EXPORTS	TOTAL SHIPMENTS
82	Airbus Americas, Inc.	\$1,000-5,000 mil	\$0	\$1,000-5,000 mil
82	Aker Solutions	\$10-25 mil	\$.5-1 mil	\$1-5 mil
82	M.H. Wirth, LLC	\$1-5 mil	\$1-5 mil	\$1-5 mil
82I	Outokumpu Stainless USA, LLC	\$1,000-5,000 mil	\$500-750 mil	\$1,000-5,000 mil
82J	Rohr, Inc.	\$50-75 mil	\$25-50 mil	\$50-75 mil

FTZ 83, HUNTSVILLE
GRANTEE: HUNTSVILLE-MADISON COUNTY AIRPORT AUTHORITY

All Activity:

MERCHANDISE RECEIVED	EXPORTS	EMPLOYEES
\$1,000-5,000 mil	\$500-750 mil	3,001-4,000

Warehouse/Distribution Activity:

NUMBER OF OPERATORS	MERCHANDISE RECEIVED	EXPORTS	TOTAL SHIPMENTS
2	\$250-500 mil	\$1-5 mil	\$100-250 mil

Production Activity:

	COMPANY	MERCHANDISE RECEIVED	EXPORTS	TOTAL SHIPMENTS
83D	Haier US Appliance Solutions	\$250-500 mil	\$5-10 mil	\$250-500 mil
83E	Toyota Motor Manufacturing Alabama, Inc.	\$1,000-5,000 mil	\$500-750 mil	\$1,000-5,000 mil

FTZ 98, BIRMINGHAM
GRANTEE: CITY OF BIRMINGHAM

All Activity:

MERCHANDISE RECEIVED	EXPORTS	EMPLOYEES
\$10,000-25,000 mil	\$5,000-10,000 mil	7,001-8,000

Warehouse/Distribution Activity:

NUMBER OF OPERATORS	MERCHANDISE RECEIVED	EXPORTS	TOTAL SHIPMENTS
0	\$0	\$0	\$0

Production Activity:

	COMPANY	MERCHANDISE RECEIVED	EXPORTS	TOTAL SHIPMENTS
98A	Mercedes-Benz U.S. International	\$10,000-25,000 mil	\$5,000-10,000 mil	\$10,000-25,000 mil
98D	Hyster-Yale Group, Inc.	\$50-75 mil	\$5-10 mil	\$50-75 mil
98E	Brose Tuscaloosa, Inc.	\$75-100 mil	\$1-5 mil	\$50-75 mil

FTZ 222, MONTGOMERY
GRANTEE: MONTGOMERY AREA CHAMBER OF COMMERCE

All Activity:

MERCHANDISE RECEIVED	EXPORTS	EMPLOYEES
\$5,000-10,000 mil	\$250-500 mil	5,001-6,000

NUMBER OF OPERATORS	MERCHANDISE RECEIVED	EXPORTS	TOTAL SHIPMENTS
0	\$0	\$0	\$0

	COMPANY	MERCHANDISE RECEIVED	EXPORTS	TOTAL SHIPMENTS
222A	Hyundai Motor	\$5,000-10,000 mil	\$250-500 mil	\$5,000-10,000 mil

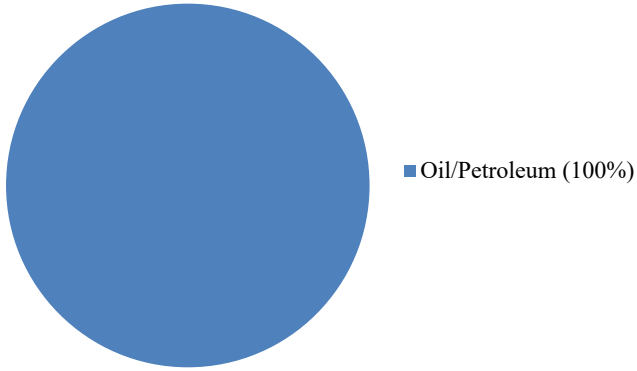
FTZ 233, DOTHAN
GRANTEE: DOTHAN-HOUSTON COUNTY FOREIGN-TRADE ZONE, INC.

All Activity:

MERCHANDISE RECEIVED	EXPORTS	EMPLOYEES
\$0	\$0	0

ALASKA

TOP FOREIGN-STATUS PRODUCTS BY VALUE



STATE SUMMARY	
Merchandise Received:	\$1,000-5,000 mil
Exports:	\$250-500 mil
Total Shipments:	\$1,000-5,000 mil
Employees:	251-500

FTZ 108, VALDEZ		
GRANTEE: CITY OF VALDEZ		
All Activity:		
MERCHANDISE RECEIVED	EXPORTS	EMPLOYEES
\$0	\$0	0

FTZ 160, ANCHORAGE				
GRANTEE: PORT OF ANCHORAGE				
All Activity:				
MERCHANDISE RECEIVED	EXPORTS	EMPLOYEES		
\$1,000-5,000 mil	\$250-500 mil	251-500		
Warehouse/Distribution Activity:				
NUMBER OF OPERATORS	MERCHANDISE RECEIVED	EXPORTS	TOTAL SHIPMENTS	
1	\$1,000-5,000 mil	\$250-500 mil	\$1,000-5,000 mil	
Production Activity:				
	COMPANY	MERCHANDISE RECEIVED	EXPORTS	TOTAL SHIPMENTS
160A	Tesoro Alaska Company LLC	\$1,000-5,000 mil	\$10-25 mil	\$1,000-5,000 mil

FTZ 195, FAIRBANKS
GRANTEE: FAIRBANKS ECONOMIC DEVELOPMENT CORP.

All Activity:

MERCHANDISE RECEIVED	EXPORTS	EMPLOYEES
\$0	\$0	0

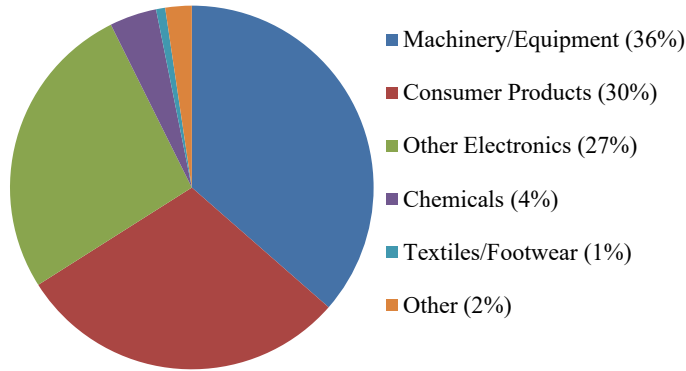
FTZ 232, KODIAK
GRANTEE: KODIAK ISLAND BOROUGH

All Activity:

MERCHANDISE RECEIVED	EXPORTS	EMPLOYEES
\$0	\$0	0

ARIZONA

TOP FOREIGN-STATUS PRODUCTS BY VALUE



STATE SUMMARY	
Merchandise Received:	\$25,000-50,000 mil
Exports:	\$1,000-5,000 mil
Total Shipments:	\$25,000-50,000 mil
Employees:	19,001-20,000

FTZ 60, NOGALES			
GRANTEE: NOGALES-SANTA CRUZ COUNTY ECONOMIC DEVELOPMENT FOUNDATION, INC.			
All Activity:			
MERCHANDISE RECEIVED	EXPORTS	EMPLOYEES	
\$75-100 mil	\$75-100 mil	51-75	
Warehouse/Distribution Activity:			
NUMBER OF OPERATORS	MERCHANDISE RECEIVED	EXPORTS	TOTAL SHIPMENTS
2	\$75-100 mil	\$75-100 mil	\$75-100 mil

FTZ 75, PHOENIX
GRANTEE: CITY OF PHOENIX

All Activity:

MERCHANDISE RECEIVED	EXPORTS	EMPLOYEES
\$10,000-25,000 mil	\$1,000-5,000 mil	14,001-15,000

NUMBER OF OPERATORS	MERCHANDISE RECEIVED	EXPORTS	TOTAL SHIPMENTS
9	\$10,000-25,000 mil	\$1,000-5,000 mil	\$10,000-25,000 mil

	COMPANY	MERCHANDISE RECEIVED	EXPORTS	TOTAL SHIPMENTS
75	Viavi Solutions, Inc.	\$5-10 mil	\$0	\$0
75E	Abbott Laboratories	\$0-.5 mil	\$0-.5 mil	\$0-.5 mil
75G	SUMCO Southwest Corporation	\$10-25 mil	\$1-5 mil	\$10-25 mil
75H	Microchip Technology Inc.	\$100-250 mil	\$100-250 mil	\$100-250 mil
75J	Honeywell Aerospace, Inc.	\$5,000-10,000 mil	\$0	\$5,000-10,000 mil
75N	Lucid Motors USA, Inc.	\$0-.5 mil	\$0	\$0-.5 mil

FTZ 139, SIERRA VISTA
GRANTEE: ARIZONA REGIONAL ECONOMIC DEVELOPMENT FOUNDATION

All Activity:

MERCHANDISE RECEIVED	EXPORTS	EMPLOYEES
\$0	\$0	0

FTZ 174, PIMA COUNTY
GRANTEE: SUN CORRIDOR INC.

All Activity:

MERCHANDISE RECEIVED	EXPORTS	EMPLOYEES
\$1,000-5,000 mil	\$0	1,251-1,500

Warehouse/Distribution Activity:

NUMBER OF OPERATORS	MERCHANDISE RECEIVED	EXPORTS	TOTAL SHIPMENTS
2	\$1,000-5,000 mil	\$0	\$1,000-5,000 mil

FTZ 219, YUMA
GRANTEE: GREATER YUMA ECONOMIC DEVELOPMENT CORPORATION

All Activity:

MERCHANDISE RECEIVED	EXPORTS	EMPLOYEES
\$100-250 mil	\$50-75 mil	251-500

Warehouse/Distribution Activity:

NUMBER OF OPERATORS	MERCHANDISE RECEIVED	EXPORTS	TOTAL SHIPMENTS
1	\$100-250 mil	\$10-25 mil	\$10-25 mil

	COMPANY	MERCHANDISE RECEIVED	EXPORTS	TOTAL SHIPMENTS
219	Barco Stamping	\$1-5 mil	\$1-5 mil	\$1-5 mil
219B	Gowan Company	\$75-100 mil	\$25-50 mil	\$100-250 mil

FTZ 221, MESA
GRANTEE: CITY OF MESA

All Activity:

MERCHANDISE RECEIVED	EXPORTS	EMPLOYEES
\$750-1,000 mil	\$10-25 mil	76-100

Warehouse/Distribution Activity:

NUMBER OF OPERATORS	MERCHANDISE RECEIVED	EXPORTS	TOTAL SHIPMENTS
0	\$0	\$0	\$0

Production Activity:

	COMPANY	MERCHANDISE RECEIVED	EXPORTS	TOTAL SHIPMENTS
221A	Apple Inc.	\$750-1,000 mil	\$10-25 mil	\$500-750 mil

FTZ 277, WESTERN MARICOPA COUNTY
 GRANTEE: GREATER MARICOPA FOREIGN TRADE ZONE, INC.

All Activity:

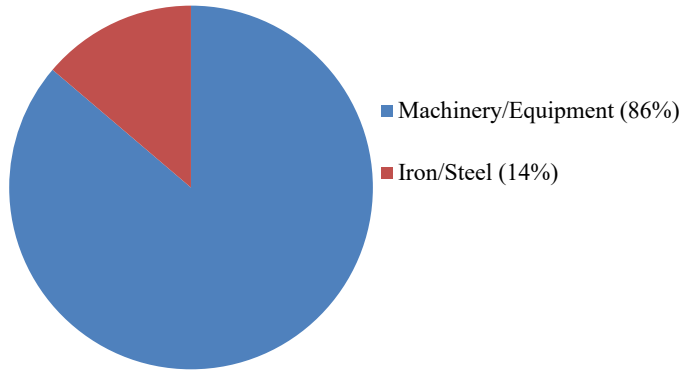
MERCHANDISE RECEIVED	EXPORTS	EMPLOYEES
\$1,000-5,000 mil	\$10-25 mil	3,001-4,000

NUMBER OF OPERATORS	MERCHANDISE RECEIVED	EXPORTS	TOTAL SHIPMENTS
5	\$750-1,000 mil	\$0-.5 mil	\$750-1,000 mil

	COMPANY	MERCHANDISE RECEIVED	EXPORTS	TOTAL SHIPMENTS
277	Sub-Zero, Inc.	\$100-250 mil	\$10-25 mil	\$100-250 mil
277	The Cookson Company	\$5-10 mil	\$0	\$1-5 mil
277	Andersen Regional Manufacturing, Inc.	\$10-25 mil	\$0	\$5-10 mil
277	Rauch North America, Inc.	\$100-250 mil	\$1-5 mil	\$100-250 mil

ARKANSAS

TOP FOREIGN-STATUS PRODUCTS BY VALUE



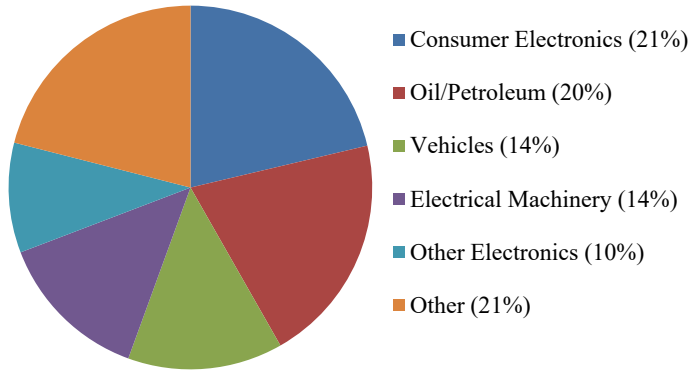
STATE SUMMARY	
Merchandise Received:	\$100-250 mil
Exports:	\$0
Total Shipments:	\$75-100 mil
Employees:	751-1,000

FTZ 14, LITTLE ROCK				
GRANTEE: ARKANSAS ECONOMIC DEVELOPMENT COMMISSION				
All Activity:				
MERCHANDISE RECEIVED	EXPORTS	EMPLOYEES		
\$5-10 mil	\$0	1-25		
Warehouse/Distribution Activity:				
NUMBER OF OPERATORS	MERCHANDISE RECEIVED	EXPORTS	TOTAL SHIPMENTS	
1	\$5-10 mil	\$0	\$0	
Production Activity:				
	COMPANY	MERCHANDISE RECEIVED	EXPORTS	TOTAL SHIPMENTS
14F	Husqvarna Forestry Products N.A., Inc.	\$100-250 mil	\$0	\$75-100 mil

FTZ 273, WEST MEMPHIS		
GRANTEE: CITY OF WEST MEMPHIS PUBLIC FACILITIES BOARD		
All Activity:		
MERCHANDISE RECEIVED	EXPORTS	EMPLOYEES
\$0	\$0	0

CALIFORNIA

TOP FOREIGN-STATUS PRODUCTS BY VALUE



STATE SUMMARY	
Merchandise Received:	\$>100,000 mil
Exports:	\$10,000-25,000 mil
Total Shipments:	\$>100,000 mil
Employees:	61,001-62,000

FTZ 3, SAN FRANCISCO				
GRANTEE: SAN FRANCISCO PORT COMMISSION				
All Activity:				
MERCHANDISE RECEIVED	EXPORTS	EMPLOYEES		
\$10,000-25,000 mil	\$1,000-5,000 mil	1,501-2,000		
Warehouse/Distribution Activity:				
NUMBER OF OPERATORS	MERCHANDISE RECEIVED	EXPORTS	TOTAL SHIPMENTS	
3	\$750-1,000 mil	\$0	\$750-1,000 mil	
Production Activity:				
	COMPANY	MERCHANDISE RECEIVED	EXPORTS	TOTAL SHIPMENTS
3B	Chevron Products Company	\$10,000-25,000 mil	\$1,000-5,000 mil	\$10,000-25,000 mil

FTZ 18, SAN JOSE
GRANTEE: CITY OF SAN JOSE

All Activity:

MERCHANDISE RECEIVED	EXPORTS	EMPLOYEES
\$25,000-50,000 mil	\$5,000-10,000 mil	34,001-35,000

NUMBER OF OPERATORS	MERCHANDISE RECEIVED	EXPORTS	TOTAL SHIPMENTS
1	\$500-750 mil	\$0	\$750-1,000 mil

	COMPANY	MERCHANDISE RECEIVED	EXPORTS	TOTAL SHIPMENTS
18E	Maxar Space LLC	\$10-25 mil	\$1-5 mil	\$1-5 mil
18F	Lam Research Corporation	\$5,000-10,000 mil	\$1,000-5,000 mil	\$1,000-5,000 mil
18G	Tesla, Inc.	\$10,000-25,000 mil	\$1,000-5,000 mil	\$10,000-25,000 mil
18I	Bloom Energy Corporation	\$250-500 mil	\$0	\$100-250 mil
18K	Enovix Corporation	\$1-5 mil	\$0	\$0
18N	Innovusion Inc.	\$0-.5 mil	\$0	\$0-.5 mil

FTZ 50, LONG BEACH
GRANTEE: BOARD OF HARBOR COMMISSIONERS OF THE PORT OF LONG BEACH

All Activity:

MERCHANDISE RECEIVED	EXPORTS	EMPLOYEES
\$25,000-50,000 mil	\$1,000-5,000 mil	9,001-10,000

Warehouse/Distribution Activity:

NUMBER OF OPERATORS	MERCHANDISE RECEIVED	EXPORTS	TOTAL SHIPMENTS
29	\$10,000-25,000 mil	\$250-500 mil	\$10,000-25,000 mil

Production Activity:

	COMPANY	MERCHANDISE RECEIVED	EXPORTS	TOTAL SHIPMENTS
50	Mercedes Benz USA, LLC	\$1,000-5,000 mil	\$25-50 mil	\$1,000-5,000 mil
50H	Marathon Petroleum Company LP	\$10,000-25,000 mil	\$750-1,000 mil	\$10,000-25,000 mil

FTZ 56, OAKLAND
GRANTEE: CITY OF OAKLAND

All Activity:

MERCHANDISE RECEIVED	EXPORTS	EMPLOYEES
\$25-50 mil	\$5-10 mil	1-25

NUMBER OF OPERATORS	MERCHANDISE RECEIVED	EXPORTS	TOTAL SHIPMENTS
1	\$25-50 mil	\$5-10 mil	\$25-50 mil

FTZ 143, WEST SACRAMENTO
GRANTEE: PORT OF SACRAMENTO

All Activity:

MERCHANDISE RECEIVED	EXPORTS	EMPLOYEES
\$1,000-5,000 mil	\$750-1,000 mil	251-500

Warehouse/Distribution Activity:

NUMBER OF OPERATORS	MERCHANDISE RECEIVED	EXPORTS	TOTAL SHIPMENTS
1	\$1,000-5,000 mil	\$750-1,000 mil	\$1,000-5,000 mil

Production Activity:

	COMPANY	MERCHANDISE RECEIVED	EXPORTS	TOTAL SHIPMENTS
143D	Mitsubishi Chemical Carbon Fiber and Composites, Inc.	\$25-50 mil	\$0	\$25-50 mil

FTZ 153, SAN DIEGO
GRANTEE: CITY OF SAN DIEGO

All Activity:

MERCHANDISE RECEIVED	EXPORTS	EMPLOYEES
\$750-1,000 mil	\$100-250 mil	4,001-5,000

NUMBER OF OPERATORS	MERCHANDISE RECEIVED	EXPORTS	TOTAL SHIPMENTS
11	\$750-1,000 mil	\$100-250 mil	\$750-1,000 mil

	COMPANY	MERCHANDISE RECEIVED	EXPORTS	TOTAL SHIPMENTS
153	Plantronics	\$0-.5 mil	\$0-.5 mil	\$0-.5 mil
153D	Topgolf Callaway Brands Corp.	\$5-10 mil	\$0-.5 mil	\$5-10 mil
153E	National Steel & Shipbuilding Company	\$0-.5 mil	\$0	\$0-.5 mil

FTZ 191, PALMDALE
GRANTEE: CITY OF PALMDALE ECONOMIC DEVELOPMENT

All Activity:

MERCHANDISE RECEIVED	EXPORTS	EMPLOYEES
\$100-250 mil	\$0	251-500

Warehouse/Distribution Activity:

NUMBER OF OPERATORS	MERCHANDISE RECEIVED	EXPORTS	TOTAL SHIPMENTS
1	\$100-250 mil	\$0	\$100-250 mil

FTZ 202, LOS ANGELES
GRANTEE: BOARD OF HARBOR COMMISSIONERS OF THE CITY OF LOS ANGELES

All Activity:

MERCHANDISE RECEIVED	EXPORTS	EMPLOYEES
\$25,000-50,000 mil	\$1,000-5,000 mil	4,001-5,000

Warehouse/Distribution Activity:

NUMBER OF OPERATORS	MERCHANDISE RECEIVED	EXPORTS	TOTAL SHIPMENTS
31	\$25,000-50,000 mil	\$1,000-5,000 mil	\$25,000-50,000 mil

	COMPANY	MERCHANDISE RECEIVED	EXPORTS	TOTAL SHIPMENTS
202B	Chevron Products Company	\$10,000-25,000 mil	\$50-75 mil	\$10,000-25,000 mil

FTZ 205, PORT HUENEME
GRANTEE: BOARD OF HARBOR COMMISSIONERS, OXNARD HARBOR DISTRICT

All Activity:

MERCHANDISE RECEIVED	EXPORTS	EMPLOYEES
\$1,000-5,000 mil	\$10-25 mil	101-150

Warehouse/Distribution Activity:

NUMBER OF OPERATORS	MERCHANDISE RECEIVED	EXPORTS	TOTAL SHIPMENTS
2	\$1,000-5,000 mil	\$10-25 mil	\$1,000-5,000 mil

FTZ 226, MERCED, MADERA & FRESNO COUNTIES
GRANTEE: BOARD OF SUPERVISORS OF THE COUNTY OF MERCED

All Activity:

MERCHANDISE RECEIVED	EXPORTS	EMPLOYEES
\$1,000-5,000 mil	\$25-50 mil	2,501-3,000

NUMBER OF OPERATORS	MERCHANDISE RECEIVED	EXPORTS	TOTAL SHIPMENTS
4	\$1,000-5,000 mil	\$10-25 mil	\$1,000-5,000 mil

	COMPANY	MERCHANDISE RECEIVED	EXPORTS	TOTAL SHIPMENTS
226	Grundfos Pumps Manufacturing	\$100-250 mil	\$10-25 mil	\$100-250 mil
226	Brake Parts Inc.	\$100-250 mil	\$0-.5 mil	\$75-100 mil

FTZ 231, STOCKTON
GRANTEE: PORT OF STOCKTON

All Activity:

MERCHANDISE RECEIVED	EXPORTS	EMPLOYEES
\$5,000-10,000 mil	\$0	501-750

Warehouse/Distribution Activity:

NUMBER OF OPERATORS	MERCHANDISE RECEIVED	EXPORTS	TOTAL SHIPMENTS
3	\$5,000-10,000 mil	\$0	\$5,000-10,000 mil

FTZ 236, PALM SPRINGS
GRANTEE: CITY OF PALM SPRINGS

All Activity:

MERCHANDISE RECEIVED	EXPORTS	EMPLOYEES
\$0	\$0	0

FTZ 243, VICTORVILLE
 GRANTEE: CITY OF VICTORVILLE

All Activity:

MERCHANDISE RECEIVED	EXPORTS	EMPLOYEES
\$750-1,000 mil	\$1-5 mil	251-500

Warehouse/Distribution Activity:

NUMBER OF OPERATORS	MERCHANDISE RECEIVED	EXPORTS	TOTAL SHIPMENTS
1	\$750-1,000 mil	\$1-5 mil	\$500-750 mil

FTZ 244, RIVERSIDE COUNTY
 GRANTEE: MARCH JOINT POWERS AUTHORITY

All Activity:

MERCHANDISE RECEIVED	EXPORTS	EMPLOYEES
\$1,000-5,000 mil	\$100-250 mil	2,501-3,000

Warehouse/Distribution Activity:

NUMBER OF OPERATORS	MERCHANDISE RECEIVED	EXPORTS	TOTAL SHIPMENTS
7	\$1,000-5,000 mil	\$100-250 mil	\$1,000-5,000 mil

FTZ 248, EUREKA
 GRANTEE: CITY OF EUREKA

All Activity:

MERCHANDISE RECEIVED	EXPORTS	EMPLOYEES
\$0	\$0	0

FTZ 257, IMPERIAL COUNTY
 GRANTEE: COUNTY OF IMPERIAL

All Activity:

MERCHANDISE RECEIVED	EXPORTS	EMPLOYEES
\$75-100 mil	\$100-250 mil	76-100

Warehouse/Distribution Activity:

NUMBER OF OPERATORS	MERCHANDISE RECEIVED	EXPORTS	TOTAL SHIPMENTS
2	\$75-100 mil	\$100-250 mil	\$100-250 mil

FTZ 276, KERN COUNTY
 GRANTEE: KERN COUNTY

All Activity:

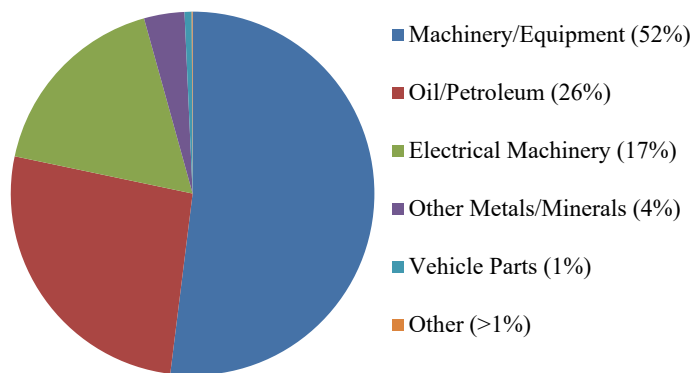
MERCHANDISE RECEIVED	EXPORTS	EMPLOYEES
\$500-750 mil	\$75-100 mil	251-500

Warehouse/Distribution Activity:

NUMBER OF OPERATORS	MERCHANDISE RECEIVED	EXPORTS	TOTAL SHIPMENTS
1	\$500-750 mil	\$75-100 mil	\$500-750 mil

COLORADO

TOP FOREIGN-STATUS PRODUCTS BY VALUE



STATE SUMMARY	
Merchandise Received:	\$1,000-5,000 mil
Exports:	\$100-250 mil
Total Shipments:	\$1,000-5,000 mil
Employees:	151-250

FTZ 112, COLORADO SPRINGS		
GRANTEE: COLORADO SPRINGS FOREIGN-TRADE ZONE, INC.		
All Activity:		
MERCHANDISE RECEIVED	EXPORTS	EMPLOYEES
\$0	\$0	0

FTZ 123, DENVER				
GRANTEE: WORLD TRADE CENTER DENVER				
All Activity:				
MERCHANDISE RECEIVED	EXPORTS	EMPLOYEES		
\$1,000-5,000 mil	\$100-250 mil	151-250		
Warehouse/Distribution Activity:				
NUMBER OF OPERATORS	MERCHANDISE RECEIVED	EXPORTS	TOTAL SHIPMENTS	
3	\$1,000-5,000 mil	\$75-100 mil	\$1,000-5,000 mil	
Production Activity:				
	COMPANY	MERCHANDISE RECEIVED	EXPORTS	TOTAL SHIPMENTS
123E	Vestas Nacelles America, Inc.	\$250-500 mil	\$0-.5 mil	\$250-500 mil
123I	Lexmark International, Inc.	\$1-5 mil	\$1-5 mil	\$1-5 mil

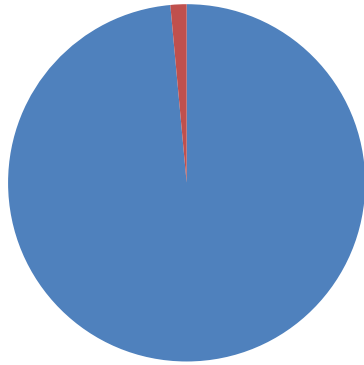
FTZ 298, JEFFERSON COUNTY
GRANTEE: JEFFERSON COUNTY ECONOMIC DEVELOPMENT CORPORATION

All Activity:

MERCHANDISE RECEIVED	EXPORTS	EMPLOYEES
\$0	\$0	0

CONNECTICUT

TOP FOREIGN-STATUS PRODUCTS BY VALUE



Machinery/Equipment (99%)

Iron/Steel (1%)

STATE SUMMARY

Merchandise Received:	\$250-500 mil
Exports:	\$0-.5 mil
Total Shipments:	\$250-500 mil
Employees:	3,001-4,000

FTZ 71, WINDSOR LOCKS

GRANTEE: ECONOMIC AND INDUSTRIAL DEVELOPMENT COMMISSION OF WINDSOR LOCKS

All Activity:

MERCHANDISE RECEIVED	EXPORTS	EMPLOYEES
\$25-50 mil	\$0-.5 mil	1-25

Warehouse/Distribution Activity:

NUMBER OF OPERATORS	MERCHANDISE RECEIVED	EXPORTS	TOTAL SHIPMENTS
1	\$25-50 mil	\$0-.5 mil	\$25-50 mil

FTZ 76, BRIDGEPORT

All Activity:

MERCHANDISE RECEIVED	EXPORTS	EMPLOYEES
\$250-500 mil	\$0	3,001-4,000

NUMBER OF OPERATORS	MERCHANDISE RECEIVED	EXPORTS	TOTAL SHIPMENTS
0	\$0	\$0	\$0

	COMPANY	MERCHANDISE RECEIVED	EXPORTS	TOTAL SHIPMENTS
76A	ASML US, LLC.	\$250-500 mil	\$0	\$250-500 mil
76B	MannKind Corporation	\$5-10 mil	\$0	\$1-5 mil

FTZ 162, NEW HAVEN

GRANTEE: GREATER NEW HAVEN CHAMBER OF COMMERCE

All Activity:

MERCHANDISE RECEIVED	EXPORTS	EMPLOYEES
\$1-5 mil	\$0	1-25

FTZ 208, NEW LONDON

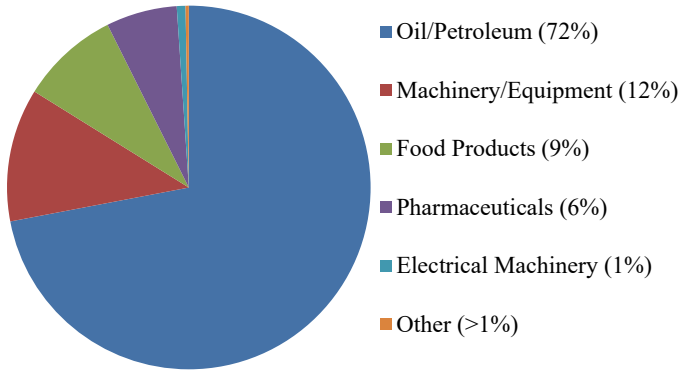
GRANTEE: NEW LONDON FOREIGN TRADE ZONE COMMISSION

All Activity:

MERCHANDISE RECEIVED	EXPORTS	EMPLOYEES
\$0	\$0	0

DELAWARE

TOP FOREIGN-STATUS PRODUCTS BY VALUE



STATE SUMMARY	
Merchandise Received:	\$5,000-10,000 mil
Exports:	\$100-250 mil
Total Shipments:	\$5,000-10,000 mil
Employees:	1,501-2,000

FTZ 99, WILMINGTON
GRANTEE: STATE OF DELAWARE

All Activity:

MERCHANDISE RECEIVED	EXPORTS	EMPLOYEES
\$5,000-10,000 mil	\$100-250 mil	1,251-1,500

Warehouse/Distribution Activity:

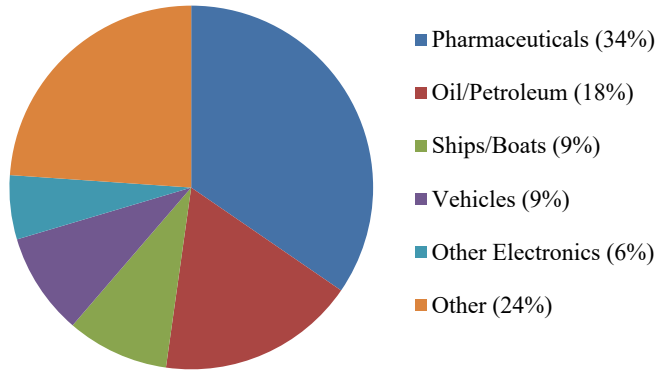
NUMBER OF OPERATORS	MERCHANDISE RECEIVED	EXPORTS	TOTAL SHIPMENTS
2	\$100-250 mil	\$5-10 mil	\$100-250 mil

Production Activity:

	COMPANY	MERCHANDISE RECEIVED	EXPORTS	TOTAL SHIPMENTS
99D	AstraZeneca	\$100-250 mil	\$0	\$100-250 mil
99E	Delaware City Refining Company LLC	\$5,000-10,000 mil	\$0	\$5,000-10,000 mil
99I	Bloom Energy Corporation	\$250-500 mil	\$100-250 mil	\$100-250 mil

FLORIDA

TOP FOREIGN-STATUS PRODUCTS BY VALUE



STATE SUMMARY	
Merchandise Received:	\$10,000-25,000 mil
Exports:	\$5,000-10,000 mil
Total Shipments:	\$10,000-25,000 mil
Employees:	10,001-11,000

FTZ 25, BROWARD COUNTY			
GRANTEE: BROWARD COUNTY			
All Activity:			
MERCHANDISE RECEIVED	EXPORTS	EMPLOYEES	
\$5,000-10,000 mil	\$1,000-5,000 mil	251-500	
Warehouse/Distribution Activity:			
NUMBER OF OPERATORS	MERCHANDISE RECEIVED	EXPORTS	TOTAL SHIPMENTS
8	\$5,000-10,000 mil	\$1,000-5,000 mil	\$5,000-10,000 mil

FTZ 32, MIAMI

All Activity:

MERCHANDISE RECEIVED	EXPORTS	EMPLOYEES
\$250-500 mil	\$100-250 mil	1,001-1,250

Warehouse/Distribution Activity:

NUMBER OF OPERATORS	MERCHANDISE RECEIVED	EXPORTS	TOTAL SHIPMENTS
22	\$250-500 mil	\$100-250 mil	\$250-500 mil

	COMPANY	MERCHANDISE RECEIVED	EXPORTS	TOTAL SHIPMENTS
32	Almod Diamonds	\$10-25 mil	\$10-25 mil	\$25-50 mil
32	Likewise Latin America LLC	\$50-75 mil	\$25-50 mil	\$50-75 mil

FTZ 42, ORLANDO

GRANTEE: GREATER ORLANDO AVIATION AUTHORITY

All Activity:

MERCHANDISE RECEIVED	EXPORTS	EMPLOYEES
\$1,000-5,000 mil	\$500-750 mil	251-500

Warehouse/Distribution Activity:

NUMBER OF OPERATORS	MERCHANDISE RECEIVED	EXPORTS	TOTAL SHIPMENTS
3	\$1,000-5,000 mil	\$250-500 mil	\$1,000-5,000 mil

Production Activity:

	COMPANY	MERCHANDISE RECEIVED	EXPORTS	TOTAL SHIPMENTS
42A	Mitsubishi Power Systems Americas, Inc.	\$250-500 mil	\$100-250 mil	\$250-500 mil

FTZ 64, JACKSONVILLE

All Activity:

MERCHANDISE RECEIVED	EXPORTS	EMPLOYEES
\$1,000-5,000 mil	\$100-250 mil	1,501-2,000

Warehouse/Distribution Activity:

NUMBER OF OPERATORS	MERCHANDISE RECEIVED	EXPORTS	TOTAL SHIPMENTS
8	\$1,000-5,000 mil	\$25-50 mil	\$1,000-5,000 mil

	COMPANY	MERCHANDISE RECEIVED	EXPORTS	TOTAL SHIPMENTS
64E	Bacardi U.S.A. Inc.	\$100-250 mil	\$75-100 mil	\$100-250 mil

FTZ 65, PANAMA CITY
GRANTEE: PANAMA CITY PORT AUTHORITY

All Activity:

MERCHANDISE RECEIVED	EXPORTS	EMPLOYEES
\$100-250 mil	\$0	1,501-2,000

Warehouse/Distribution Activity:

NUMBER OF OPERATORS	MERCHANDISE RECEIVED	EXPORTS	TOTAL SHIPMENTS
0	\$0	\$0	\$0

Production Activity:

	COMPANY	MERCHANDISE RECEIVED	EXPORTS	TOTAL SHIPMENTS
65A	Eastern Shipbuilding Group	\$100-250 mil	\$0	\$50-75 mil

FTZ 79, TAMPA
GRANTEE: CITY OF TAMPA

All Activity:

MERCHANDISE RECEIVED	EXPORTS	EMPLOYEES
\$1,000-5,000 mil	\$25-50 mil	251-500

Warehouse/Distribution Activity:

NUMBER OF OPERATORS	MERCHANDISE RECEIVED	EXPORTS	TOTAL SHIPMENTS
3	\$1,000-5,000 mil	\$25-50 mil	\$1,000-5,000 mil

Production Activity:

	COMPANY	MERCHANDISE RECEIVED	EXPORTS	TOTAL SHIPMENTS
79	Tampa Ship, LLC	\$.5-1 mil	\$0	\$25-50 mil
79E	Givaudan Flavors Corporation	\$25-50 mil	\$0	\$25-50 mil

FTZ 135, PALM BEACH COUNTY
GRANTEE: PORT OF PALM BEACH DISTRICT

All Activity:

MERCHANDISE RECEIVED	EXPORTS	EMPLOYEES
\$1,000-5,000 mil	\$750-1,000 mil	251-500

Warehouse/Distribution Activity:

NUMBER OF OPERATORS	MERCHANDISE RECEIVED	EXPORTS	TOTAL SHIPMENTS
3	\$1,000-5,000 mil	\$750-1,000 mil	\$750-1,000 mil

FTZ 136, BREVARD COUNTY

All Activity:

MERCHANDISE RECEIVED	EXPORTS	EMPLOYEES
\$750-1,000 mil	\$10-25 mil	151-250

NUMBER OF OPERATORS	MERCHANDISE RECEIVED	EXPORTS	TOTAL SHIPMENTS
4	\$500-750 mil	\$10-25 mil	\$500-750 mil

	COMPANY	MERCHANDISE RECEIVED	EXPORTS	TOTAL SHIPMENTS
136	Airbus One Web Satellites	\$100-250 mil	\$10-25 mil	\$100-250 mil

FTZ 166, HOMESTEAD

GRANTEE: VISION FOREIGN-TRADE ZONE, INC.

All Activity:

MERCHANDISE RECEIVED	EXPORTS	EMPLOYEES
\$0	\$0	0

FTZ 169, MANATEE COUNTY

GRANTEE: MANATEE COUNTY PORT AUTHORITY

All Activity:

MERCHANDISE RECEIVED	EXPORTS	EMPLOYEES
\$0	\$0	0

FTZ 193, PINELLAS COUNTY

All Activity:

MERCHANDISE RECEIVED	EXPORTS	EMPLOYEES
\$5,000-10,000 mil	\$1,000-5,000 mil	2,001-2,500

NUMBER OF OPERATORS	MERCHANDISE RECEIVED	EXPORTS	TOTAL SHIPMENTS
1	\$100-250 mil	\$.5-1 mil	\$100-250 mil

	COMPANY	MERCHANDISE RECEIVED	EXPORTS	TOTAL SHIPMENTS
193A	Catalent Pharma Solutions, LLC	\$5,000-10,000 mil	\$1,000-5,000 mil	\$5,000-10,000 mil

FTZ 198, VOLUSIA AND FLAGLER COUNTIES

GRANTEE: COUNTY OF VOLUSIA

All Activity:

MERCHANDISE RECEIVED	EXPORTS	EMPLOYEES
\$0	\$0	0

FTZ 213, FORT MYERS

GRANTEE: LEE COUNTY PORT AUTHORITY

All Activity:

MERCHANDISE RECEIVED	EXPORTS	EMPLOYEES
\$100-250 mil	\$5-10 mil	1-25

Warehouse/Distribution Activity:

NUMBER OF OPERATORS	MERCHANDISE RECEIVED	EXPORTS	TOTAL SHIPMENTS
1	\$100-250 mil	\$5-10 mil	\$100-250 mil

FTZ 215, SEBRING
GRANTEE: SEBRING AIRPORT AUTHORITY

All Activity:

MERCHANDISE RECEIVED	EXPORTS	EMPLOYEES
\$0	\$0	0

FTZ 218, ST. LUCIE COUNTY
GRANTEE: ST. LUCIE COUNTY

All Activity:

MERCHANDISE RECEIVED	EXPORTS	EMPLOYEES
\$0	\$0	0

FTZ 241, FORT LAUDERDALE
GRANTEE: CITY OF FORT LAUDERDALE

All Activity:

MERCHANDISE RECEIVED	EXPORTS	EMPLOYEES
\$250-500 mil	\$250-500 mil	151-250

Warehouse/Distribution Activity:

NUMBER OF OPERATORS	MERCHANDISE RECEIVED	EXPORTS	TOTAL SHIPMENTS
9	\$250-500 mil	\$250-500 mil	\$250-500 mil

Production Activity:

	COMPANY	MERCHANDISE RECEIVED	EXPORTS	TOTAL SHIPMENTS
241	Almod Diamonds LTD., Inc.	\$25-50 mil	\$5-10 mil	\$5-10 mil

FTZ 249, PENSACOLA

GRANTEE: PENSACOLA-ESCAMBIA COUNTY PROMOTION & DEVELOPMENT COMMISSION

All Activity:

MERCHANDISE RECEIVED	EXPORTS	EMPLOYEES
\$500-750 mil	\$5-10 mil	251-500

NUMBER OF OPERATORS	MERCHANDISE RECEIVED	EXPORTS	TOTAL SHIPMENTS
2	\$1-5 mil	\$5-10 mil	\$10-25 mil

	COMPANY	MERCHANDISE RECEIVED	EXPORTS	TOTAL SHIPMENTS
249A	GE Renewables North America, LLC	\$500-750 mil	\$0	\$500-750 mil

FTZ 250, SEMINOLE COUNTY

GRANTEE: SANFORD AIRPORT AUTHORITY

All Activity:

MERCHANDISE RECEIVED	EXPORTS	EMPLOYEES
\$50-75 mil	\$1-5 mil	1-25

Warehouse/Distribution Activity:

NUMBER OF OPERATORS	MERCHANDISE RECEIVED	EXPORTS	TOTAL SHIPMENTS
2	\$50-75 mil	\$1-5 mil	\$50-75 mil

FTZ 281, MIAMI-DADE COUNTY
 GRANTEE: MIAMI-DADE COUNTY

All Activity:

MERCHANDISE RECEIVED	EXPORTS	EMPLOYEES
\$1,000-5,000 mil	\$1,000-5,000 mil	1,251-1,500

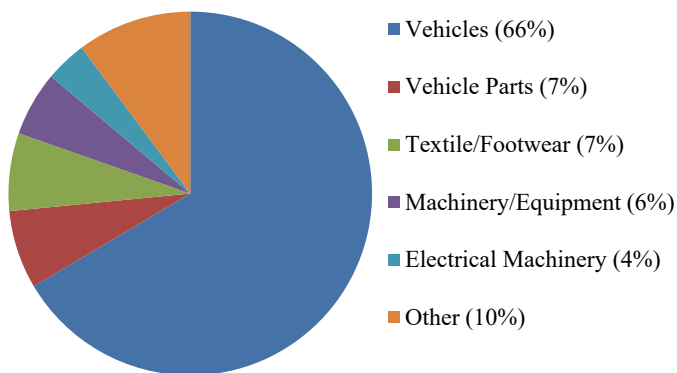
Warehouse/Distribution Activity:

NUMBER OF OPERATORS	MERCHANDISE RECEIVED	EXPORTS	TOTAL SHIPMENTS
68	\$1,000-5,000 mil	\$1,000-5,000 mil	\$1,000-5,000 mil

	COMPANY	MERCHANDISE RECEIVED	EXPORTS	TOTAL SHIPMENTS
281	Carrier InterAmerica	\$10-25 mil	\$5-10 mil	\$10-25 mil
281	ModusLink Corporation	\$500-750 mil	\$10-25 mil	\$500-750 mil

GEORGIA

TOP FOREIGN-STATUS PRODUCTS BY VALUE



STATE SUMMARY	
Merchandise Received:	\$10,000-25,000 mil
Exports:	\$500-750 mil
Total Shipments:	\$10,000-25,000 mil
Employees:	16,001-17,000

FTZ 26, ATLANTA
GRANTEE: GEORGIA FOREIGN TRADE ZONE, INC.

All Activity:

MERCHANDISE RECEIVED	EXPORTS	EMPLOYEES
\$5,000-10,000 mil	\$250-500 mil	13,001-14,000

Warehouse/Distribution Activity:

NUMBER OF OPERATORS	MERCHANDISE RECEIVED	EXPORTS	TOTAL SHIPMENTS
19	\$5,000-10,000 mil	\$100-250 mil	\$5,000-10,000 mil

Production Activity:

	COMPANY	MERCHANDISE RECEIVED	EXPORTS	TOTAL SHIPMENTS
26	Perkins-Small Engines LLC	\$750-1,000 mil	\$0	\$250-500 mil
26	Makita Corporation of America	\$100-250 mil	\$25-50 mil	\$75-100 mil
26	Nisshinbo Automotive	\$25-50 mil	\$0-.5 mil	\$10-25 mil
26D	Yamaha Motor Manufacturing Corporation	\$500-750 mil	\$100-250 mil	\$500-750 mil
26E	Pratt & Whitney	\$0-.5 mil	\$0-.5 mil	\$0-.5 mil
26F	Precision Components International	\$0-.5 mil	\$0-.5 mil	\$10-25 mil
26G	Roper Corporation	\$500-750 mil	\$0	\$500-750 mil
26H	Ricoh Electronics, Inc.	\$100-250 mil	\$25-50 mil	\$100-250 mil
26K	Janssen Pharmaceuticals, Inc.	\$25-50 mil	\$25-50 mil	\$25-50 mil
26N	Eastman Kodak Company	\$75-100 mil	\$5-10 mil	\$75-100 mil
26P	Kubota North America Corporation	\$500-750 mil	\$25-50 mil	\$500-750 mil
26Q	Patterson Pump Company	\$75-100 mil	\$25-50 mil	\$75-100 mil

FTZ 104, SAVANNAH
GRANTEE: WORLD TRADE CENTER SAVANNAH, LLC

All Activity:

MERCHANDISE RECEIVED	EXPORTS	EMPLOYEES
\$1,000-5,000 mil	\$100-250 mil	2,501-3,000

Warehouse/Distribution Activity:

NUMBER OF OPERATORS	MERCHANDISE RECEIVED	EXPORTS	TOTAL SHIPMENTS
13	\$1,000-5,000 mil	\$10-25 mil	\$1,000-5,000 mil

	COMPANY	MERCHANDISE RECEIVED	EXPORTS	TOTAL SHIPMENTS
104	Mitsubishi Power Americas, Inc.	\$100-250 mil	\$100-250 mil	\$100-250 mil
104D	TUMI, Inc.	\$75-100 mil	\$5-10 mil	\$75-100 mil
104E	Firth Rixson Forgings, LLC	\$1-5 mil	\$1-5 mil	\$1-5 mil
104J	Safe Harbor Savannah Yacht Center	\$75-100 mil	\$75-100 mil	\$75-100 mil

FTZ 144, BRUNSWICK
GRANTEE: BRUNSWICK AND GLYNN COUNTY DEVELOPMENT AUTHORITY

All Activity:

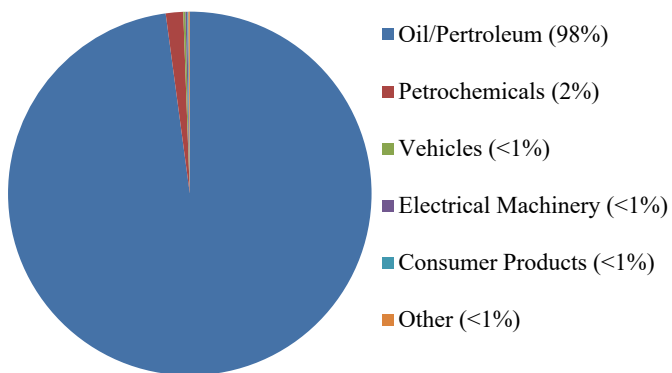
MERCHANDISE RECEIVED	EXPORTS	EMPLOYEES
\$5,000-10,000 mil	\$50-75 mil	251-500

Warehouse/Distribution Activity:

NUMBER OF OPERATORS	MERCHANDISE RECEIVED	EXPORTS	TOTAL SHIPMENTS
4	\$5,000-10,000 mil	\$50-75 mil	\$5,000-10,000 mil

HAWAII

TOP FOREIGN-STATUS PRODUCTS BY VALUE



STATE SUMMARY

Merchandise Received:	\$5,000-10,000 mil
Exports:	\$250-500 mil
Total Shipments:	\$5,000-10,000 mil
Employees:	3,001-4,000

FTZ 9, HONOLULU GRANTEE: STATE OF HAWAII

All Activity:

MERCHANDISE RECEIVED	EXPORTS	EMPLOYEES
\$1,000-5,000 mil	\$250-500 mil	3,001-4,000

Warehouse/Distribution Activity:

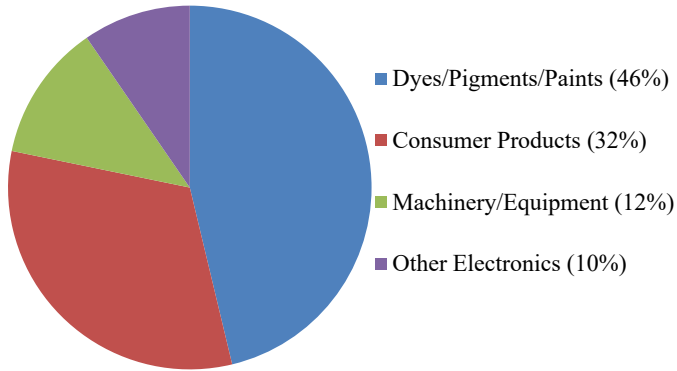
NUMBER OF OPERATORS	MERCHANDISE RECEIVED	EXPORTS	TOTAL SHIPMENTS
2	\$1,000-5,000 mil	\$250-500 mil	\$1,000-5,000 mil

Production Activity:

	COMPANY	MERCHANDISE RECEIVED	EXPORTS	TOTAL SHIPMENTS
9	Pacific Allied Products, Ltd.	\$1-5 mil	\$0	\$1-5 mil
9A	Par Hawaii Refining, LLC	\$1,000-5,000 mil	\$25-50 mil	\$1,000-5,000 mil
9E	IES Downstream, LLC	\$1,000-5,000 mil	\$0	\$750-1,000 mil
9F	Hawai'i Gas	\$25-50 mil	\$0	\$25-50 mil

IDAHO

TOP FOREIGN-STATUS PRODUCTS BY VALUE



STATE SUMMARY

Merchandise Received:	\$100-250 mil
Exports:	\$75-100 mil
Total Shipments:	\$100-250 mil
Employees:	151-250

FTZ 242, BOUNDARY COUNTY GRANTEE: COUNTY OF BOUNDARY

All Activity:

MERCHANDISE RECEIVED	EXPORTS	EMPLOYEES
\$0	\$0	0

FTZ 280, ADA AND CANYON COUNTIES GRANTEE: IDAHO MANUFACTURING ALLIANCE

All Activity:

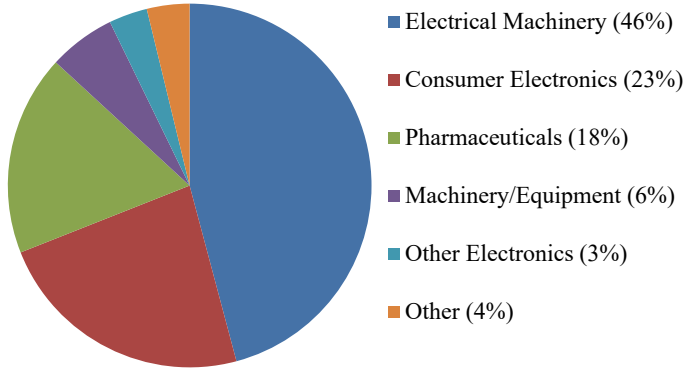
MERCHANDISE RECEIVED	EXPORTS	EMPLOYEES
\$100-250 mil	\$75-100 mil	151-250

Warehouse/Distribution Activity:

NUMBER OF OPERATORS	MERCHANDISE RECEIVED	EXPORTS	TOTAL SHIPMENTS
1	\$100-250 mil	\$75-100 mil	\$100-250 mil

ILLINOIS

TOP FOREIGN-STATUS PRODUCTS BY VALUE



STATE SUMMARY

Merchandise Received:	\$50,000-75,000 mil
Exports:	\$250-500 mil
Total Shipments:	\$50,000-75,000 mil
Employees:	22,001-23,000

FTZ 22, CHICAGO GRANTEE: ILLINOIS INTERNATIONAL PORT DISTRICT

All Activity:

MERCHANDISE RECEIVED	EXPORTS	EMPLOYEES
\$50,000-75,000 mil	\$100-250 mil	10,001-11,000

Warehouse/Distribution Activity:

NUMBER OF OPERATORS	MERCHANDISE RECEIVED	EXPORTS	TOTAL SHIPMENTS
23	\$25,000-50,000 mil	\$100-250 mil	\$25,000-50,000 mil

Production Activity:

	COMPANY	MERCHANDISE RECEIVED	EXPORTS	TOTAL SHIPMENTS
22	Sweets Mix Co.	\$10-25 mil	\$0	\$10-25 mil
22	Nidec Mobility America Corporation	\$50-75 mil	\$1-5 mil	\$50-75 mil
22	Volflex, Inc.	\$25-50 mil	\$0	\$10-25 mil
22F	Abbott Laboratories	\$1-5 mil	\$1-5 mil	\$1-5 mil
22S	AbbVie Inc.	\$10,000-25,000 mil	\$5-10 mil	\$10,000-25,000 mil

FTZ 31, GRANITE CITY

All Activity:

MERCHANDISE RECEIVED	EXPORTS	EMPLOYEES
\$1,000-5,000 mil	\$0-.5 mil	1,001-1,250

Warehouse/Distribution Activity:

NUMBER OF OPERATORS	MERCHANDISE RECEIVED	EXPORTS	TOTAL SHIPMENTS
1	\$100-250 mil	\$0-.5 mil	\$100-250 mil

	COMPANY	MERCHANDISE RECEIVED	EXPORTS	TOTAL SHIPMENTS
31B	Phillips 66 Company	\$1,000-5,000 mil	\$0 mil	\$1,000-5,000 mil
31E	M.M.O. Companies, Inc.	\$1-5 mil	\$0 mil	\$0 mil

FTZ 114, PEORIA

GRANTEE: ECONOMIC DEVELOPMENT COUNCIL FOR THE PEORIA AREA

All Activity:

MERCHANDISE RECEIVED	EXPORTS	EMPLOYEES
\$250-500 mil	\$50-75 mil	251-500

Warehouse/Distribution Activity:

NUMBER OF OPERATORS	MERCHANDISE RECEIVED	EXPORTS	TOTAL SHIPMENTS
1	\$100-250 mil	\$50-75 mil	\$100-250 mil

Production Activity:

	COMPANY	MERCHANDISE RECEIVED	EXPORTS	TOTAL SHIPMENTS
114F	Bell Sports, Inc.	\$100-250 mil	\$0 mil	\$100-250 mil

FTZ 133, QUAD-CITIES, IOWA/ILLINOIS

All Activity:

MERCHANDISE RECEIVED	EXPORTS	EMPLOYEES
\$100-250 mil	\$100-250 mil	1,251-1,500

Warehouse/Distribution Activity:

NUMBER OF OPERATORS	MERCHANDISE RECEIVED	EXPORTS	TOTAL SHIPMENTS
2	\$75-100 mil	\$100-250 mil	\$100-250 mil

	COMPANY	MERCHANDISE RECEIVED	EXPORTS	TOTAL SHIPMENTS
133D	Deere & Company	\$50-75 mil	\$5-10 mil	\$50-75 mil

FTZ 146, LAWRENCE COUNTY
GRANTEE: BI-STATE AUTHORITY

All Activity:

MERCHANDISE RECEIVED	EXPORTS	EMPLOYEES
\$10,000-25,000 mil	\$100-250 mil	7,001-8,000

Warehouse/Distribution Activity:

NUMBER OF OPERATORS	MERCHANDISE RECEIVED	EXPORTS	TOTAL SHIPMENTS
1	\$5-10 mil	\$0 mil	\$5-10 mil

Production Activity:

	COMPANY	MERCHANDISE RECEIVED	EXPORTS	TOTAL SHIPMENTS
146A	North American Lighting	\$500-750 mil	\$75-100 mil	\$500-750 mil
146D	Marathon Ashland Petroleum LP	\$5,000-10,000 mil	\$10-25 mil	\$5,000-10,000 mil

FTZ 176, ROCKFORD
GRANTEE: GREATER ROCKFORD AIRPORT AUTHORITY

All Activity:

MERCHANDISE RECEIVED	EXPORTS	EMPLOYEES
\$1,000-5,000 mil	\$50-75 mil	2,501-3,000

NUMBER OF OPERATORS	MERCHANDISE RECEIVED	EXPORTS	TOTAL SHIPMENTS
2	\$25-50 mil	\$0	\$25-50 mil

	COMPANY	MERCHANDISE RECEIVED	EXPORTS	TOTAL SHIPMENTS
176	Anderson Brecon, Inc.	\$1,000-5,000 mil	\$5-10 mil	\$500-750 mil
176	Staal & Plast USA Inc.	\$1-5 mil	\$.5-1 mil	\$1-5 mil
176E	Mitsubishi Logisnext Americas (Marengo) Inc.	\$250-500 mil	\$25-50 mil	\$250-500 mil
176F	Cellusuede Products, Inc.	\$1-5 mil	\$1-5 mil	\$1-5 mil
176G	Brake Parts Inc.	\$250-500 mil	\$5-10 mil	\$250-500 mil

FTZ 245, DECATUR
GRANTEE: ECONOMIC DEVELOPMENT CORPORATION OF DECATUR & MACON COUNTY

All Activity:

MERCHANDISE RECEIVED	EXPORTS	EMPLOYEES
\$25-50 mil	\$0 mil	251-500

Warehouse/Distribution Activity:

NUMBER OF OPERATORS	MERCHANDISE RECEIVED	EXPORTS	TOTAL SHIPMENTS
0	\$0	\$0	\$0

Production Activity:

	COMPANY	MERCHANDISE RECEIVED	EXPORTS	TOTAL SHIPMENTS
245C	Thyssenkrupp Presta Danville, LLC	\$25-50 mil	\$0 mil	\$25-50 mil

FTZ 271, JO-DAVISS & CARROLL COUNTIES
GRANTEE: JO-CARROLL FOREIGN TRADE ZONE BOARD

All Activity:

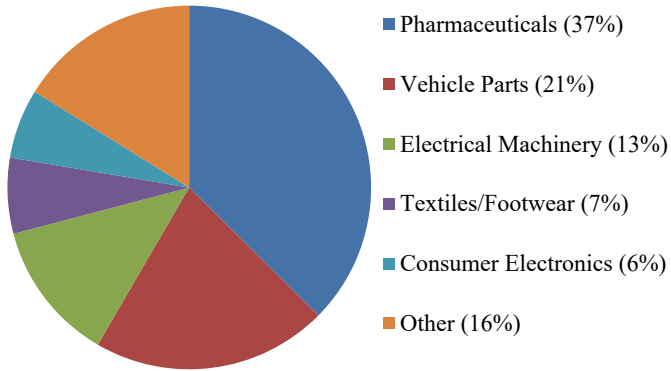
MERCHANDISE RECEIVED	EXPORTS	EMPLOYEES
\$0	\$0	1-25

Warehouse/Distribution Activity:

NUMBER OF OPERATORS	MERCHANDISE RECEIVED	EXPORTS	TOTAL SHIPMENTS
1	\$0	\$0	\$0

INDIANA

TOP FOREIGN-STATUS PRODUCTS BY VALUE



STATE SUMMARY

Merchandise Received:	\$25,000-50,000 mil
Exports:	\$1,000-5,000 mil
Total Shipments:	\$10,000-25,000 mil
Employees:	19,001-20,000

FTZ 72, INDIANAPOLIS GRANTEE: INDIANAPOLIS AIRPORT AUTHORITY

All Activity:

MERCHANDISE RECEIVED	EXPORTS	EMPLOYEES
\$10,000-25,000 mil	\$1,000-5,000 mil	10,001-11,000

Warehouse/Distribution Activity:

NUMBER OF OPERATORS	MERCHANDISE RECEIVED	EXPORTS	TOTAL SHIPMENTS
15	\$5,000-10,000 mil	\$500-750 mil	\$5,000-10,000 mil

Production Activity:

	COMPANY	MERCHANDISE RECEIVED	EXPORTS	TOTAL SHIPMENTS
72	Geodis Logistics LLC	\$25-50 mil	\$10-25 mil	\$25-50 mil
72B	Eli Lilly and Company	\$1-5 mil	\$0	\$1-5 mil
72H	Subaru of Indiana Automotive, Inc.	\$5,000-10,000 mil	\$250-500 mil	\$5,000-10,000 mil
72R	Decatur Mold Tool & Engineering	\$1-5 mil	\$0	\$1-5 mil

FTZ 125, SOUTH BEND
GRANTEE: ST. JOSEPH COUNTY AIRPORT AUTHORITY

All Activity:

MERCHANDISE RECEIVED	EXPORTS	EMPLOYEES
\$250-500 mil	\$1-5 mil	501-750

Warehouse/Distribution Activity:

NUMBER OF OPERATORS	MERCHANDISE RECEIVED	EXPORTS	TOTAL SHIPMENTS
0	\$0	\$0	\$0

Production Activity:

	COMPANY	MERCHANDISE RECEIVED	EXPORTS	TOTAL SHIPMENTS
125	Lionshead Tire and Wheel	\$0	\$0	\$0
125D	ASA Electronics LLC	\$75-100 mil	\$1-5 mil	\$75-100 mil
125E	Thor Motor Coach, Inc.	\$100-250 mil	\$0	\$100-250 mil

FTZ 152, BURNS HARBOR
GRANTEE: PORTS OF INDIANA

All Activity:

MERCHANDISE RECEIVED	EXPORTS	EMPLOYEES
\$75-100 mil	\$1-5 mil	1-25

Warehouse/Distribution Activity:

NUMBER OF OPERATORS	MERCHANDISE RECEIVED	EXPORTS	TOTAL SHIPMENTS
2	\$75-100 mil	\$1-5 mil	\$50-75 mil

FTZ 170, CLARK COUNTY
GRANTEE: PORTS OF INDIANA

All Activity:

MERCHANDISE RECEIVED	EXPORTS	EMPLOYEES
\$0	\$0	101-150

All Activity:

MERCHANDISE RECEIVED	EXPORTS	EMPLOYEES
\$10,000-25,000 mil	\$1,000-5,000 mil	8,001-9,000

Warehouse/Distribution Activity:

NUMBER OF OPERATORS	MERCHANDISE RECEIVED	EXPORTS	TOTAL SHIPMENTS
0	\$0	\$0	\$0

Production Activity:

	COMPANY	MERCHANDISE RECEIVED	EXPORTS	TOTAL SHIPMENTS
177	Best Home Furnishings	\$10-25 mil	\$0	\$10-25 mil
177A	AstraZeneca Pharmaceuticals	\$1,000-5,000 mil	\$1,000-5,000 mil	\$1,000-5,000 mil
177B	Toyota Motor Manufacturing	\$5,000-10,000 mil	\$1,000-5,000 mil	\$5,000-10,000 mil

FTZ 182, FORT WAYNE
GRANTEE: CITY OF FORT WAYNE

All Activity:

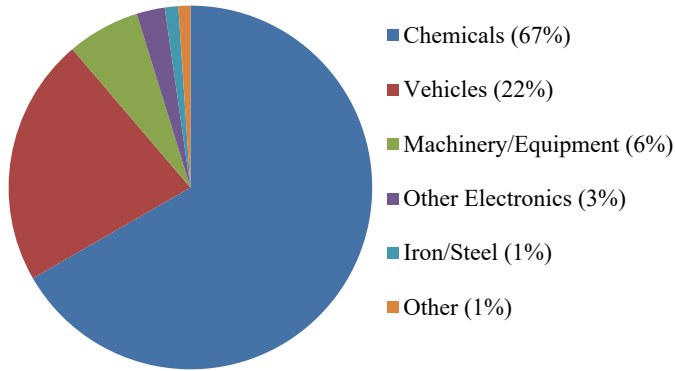
MERCHANDISE RECEIVED	EXPORTS	EMPLOYEES
\$75-100 mil	\$10-25 mil	51-75

Warehouse/Distribution Activity:

NUMBER OF OPERATORS	MERCHANDISE RECEIVED	EXPORTS	TOTAL SHIPMENTS
2	\$75-100 mil	\$10-25 mil	\$75-100 mil

IOWA

TOP FOREIGN-STATUS PRODUCTS BY VALUE



STATE SUMMARY

Merchandise Received:	\$1,000-5,000 mil
Exports:	\$250-500 mil
Total Shipments:	\$1,000-5,000 mil
Employees:	7,001-8,000

FTZ 107, POLK COUNTY GRANTEE: THE IOWA FOREIGN TRADE ZONE CORPORATION

All Activity:

MERCHANDISE RECEIVED	EXPORTS	EMPLOYEES
\$1,000-5,000 mil	\$100-250 mil	1,501-2,000

Warehouse/Distribution Activity:

NUMBER OF OPERATORS	MERCHANDISE RECEIVED	EXPORTS	TOTAL SHIPMENTS
1	\$1,000-5,000 mil	\$100-250 mil	\$1,000-5,000 mil

Production Activity:

	COMPANY	MERCHANDISE RECEIVED	EXPORTS	TOTAL SHIPMENTS
107A	Winnebago Industries, Inc.	\$750-1,000 mil	\$25-50 mil	\$500-750 mil

FTZ 133, QUAD-CITIES, IOWA/ILLINOIS

All Activity:

MERCHANDISE RECEIVED	EXPORTS	EMPLOYEES
\$100-250 mil	\$100-250 mil	1,251-1,500

NUMBER OF OPERATORS	MERCHANDISE RECEIVED	EXPORTS	TOTAL SHIPMENTS
2	\$75-100 mil	\$100-250 mil	\$100-250 mil

	COMPANY	MERCHANDISE RECEIVED	EXPORTS	TOTAL SHIPMENTS
133D	Deere & Company	\$50-75 mil	\$5-10 mil	\$50-75 mil

FTZ 175, CEDAR RAPIDS
GRANTEE: CEDAR RAPIDS AIRPORT COMMISSION

All Activity:

MERCHANDISE RECEIVED	EXPORTS	EMPLOYEES
\$250-500 mil	\$0	4,001-5,000

Warehouse/Distribution Activity:

NUMBER OF OPERATORS	MERCHANDISE RECEIVED	EXPORTS	TOTAL SHIPMENTS
0	\$0	\$0	\$0

Production Activity:

	COMPANY	MERCHANDISE RECEIVED	EXPORTS	TOTAL SHIPMENTS
175A	Deere & Company	\$250-500 mil	\$0	\$250-500 mil

FTZ 288, NORTHWEST IOWA
GRANTEE: NORTHWEST IOWA DEVELOPMENT CORPORATION

All Activity:

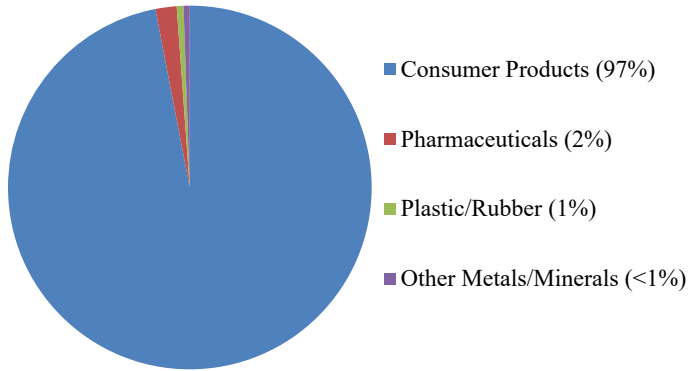
MERCHANDISE RECEIVED	EXPORTS	EMPLOYEES
\$25-50 mil	\$1-5 mil	26-50

Warehouse/Distribution Activity:

NUMBER OF OPERATORS	MERCHANDISE RECEIVED	EXPORTS	TOTAL SHIPMENTS
1	\$25-50 mil	\$1-5 mil	\$25-50 mil

KANSAS

TOP FOREIGN-STATUS PRODUCTS BY VALUE



STATE SUMMARY	
Merchandise Received:	\$500-750 mil
Exports:	\$1-5 mil
Total Shipments:	\$250-500 mil
Employees:	2,001-2,500

FTZ 17, KANSAS CITY
GRANTEE: GREATER KANSAS CITY FTZ, INC.

All Activity:

MERCHANDISE RECEIVED	EXPORTS	EMPLOYEES
\$250-500 mil	\$1-5 mil	501-750

Warehouse/Distribution Activity:

NUMBER OF OPERATORS	MERCHANDISE RECEIVED	EXPORTS	TOTAL SHIPMENTS
2	\$250-500 mil	\$1-5 mil	\$250-500 mil

FTZ 161, SEDGWICK COUNTY
GRANTEE: BOARD OF COMMISSIONERS OF SEDGWICK COUNTY

All Activity:

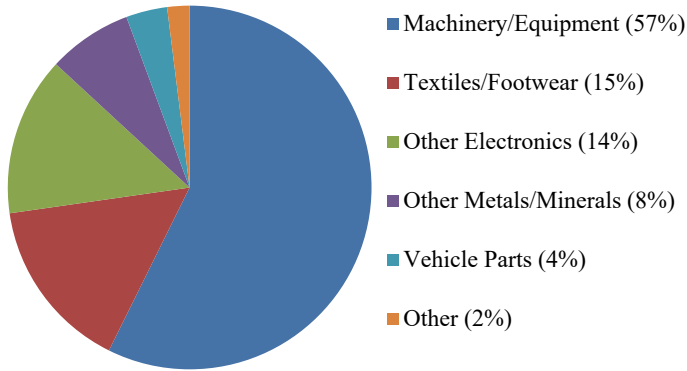
MERCHANDISE RECEIVED	EXPORTS	EMPLOYEES
\$5-10 mil	\$0	1,501-2,000

Production Activity:

	COMPANY	MERCHANDISE RECEIVED	EXPORTS	TOTAL SHIPMENTS
161A	Hospira Inc	\$5-10 mil	\$0	\$1-5 mil

KENTUCKY

TOP FOREIGN-STATUS PRODUCTS BY VALUE



STATE SUMMARY

Merchandise Received:	\$10,000-25,000 mil
Exports:	\$750-1,000 mil
Total Shipments:	\$10,000-25,000 mil
Employees:	26,001-27,000

FTZ 29, LOUISVILLE

GRANTEE: LOUISVILLE & JEFFERSON COUNTY RIVERPORT AUTHORITY

All Activity:

MERCHANDISE RECEIVED	EXPORTS	EMPLOYEES
\$10,000-25,000 mil	\$750-1,000 mil	26,001-27,000

Warehouse/Distribution Activity:

NUMBER OF OPERATORS	MERCHANDISE RECEIVED	EXPORTS	TOTAL SHIPMENTS
10	\$1,000-5,000 mil	\$50-75 mil	\$1,000-5,000 mil

Production Activity:

	COMPANY	MERCHANDISE RECEIVED	EXPORTS	TOTAL SHIPMENTS
29	Workwell Industries, Inc.	\$10-25 mil	\$10-25 mil	\$10-25 mil
29C	Haier US Appliance Solutions, Inc.	\$1,000-5,000 mil	\$10-25 mil	\$1,000-5,000 mil
29D	Lexmark International, Inc.	\$1-5 mil	\$0-.5 mil	\$1-5 mil
29E	Toyota Motor Manufacturing	\$5,000-10,000 mil	\$500-750 mil	\$5,000-10,000 mil
29F	Hitachi Astemo Americas, Inc.	\$500-750 mil	\$100-250 mil	\$250-500 mil
29I	Hyster-Yale Group, Inc.	\$500-750 mil	\$0 mil	\$500-750 mil
29J	LLFlex, LLC	\$25-50 mil	\$5-10 mil	\$25-50 mil
29K	Dow Silicones Corporation	\$750-1,000 mil	\$50-75 mil	\$500-750 mil
29L	North American Stainless	\$75-100 mil	\$0	\$75-100 mil
29N	Ancor Flexibles LLC	\$.5-1 mil	\$0	\$.5-1 mil

FTZ 47, BOONE COUNTY

All Activity:

MERCHANDISE RECEIVED	EXPORTS	EMPLOYEES
\$5,000-10,000 mil	\$50-75 mil	751-1,000

Warehouse/Distribution Activity:

NUMBER OF OPERATORS	MERCHANDISE RECEIVED	EXPORTS	TOTAL SHIPMENTS
3	\$750-1,000 mil	\$.5-1 mil	\$500-750 mil

	COMPANY	MERCHANDISE RECEIVED	EXPORTS	TOTAL SHIPMENTS
47C	GE Engine Services Distribution LLC	\$5,000-10,000 mil	\$50-75 mil	\$5,000-10,000 mil
47D	Valeo North America, Inc.	\$75-100 mil	\$5-10 mil	\$75-100 mil

FTZ 294, WESTERN KENTUCKY

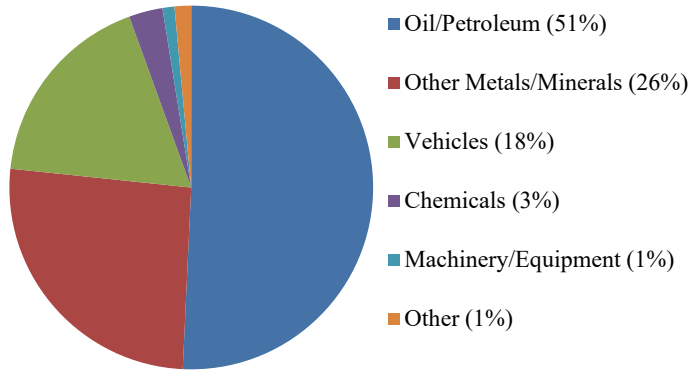
GRANTEE: PADUCAH MCCrackEN COUNTY RIVERPORT AUTHORITY

All Activity:

MERCHANDISE RECEIVED	EXPORTS	EMPLOYEES
\$0	\$0	0

LOUISIANA

TOP FOREIGN-STATUS PRODUCTS BY VALUE



STATE SUMMARY

Merchandise Received:	\$>100,000 mil
Exports:	\$25,000-50,000 mil
Total Shipments:	\$>100,000 mil
Employees:	20,001-21,000

FTZ 2, NEW ORLEANS

GRANTEE: BOARD OF COMMISSIONERS OF THE PORT OF NEW ORLEANS

All Activity:

MERCHANDISE RECEIVED	EXPORTS	EMPLOYEES
\$10,000-25,000 mil	\$1,000-5,000 mil	2,501-3,000

Warehouse/Distribution Activity:

NUMBER OF OPERATORS	MERCHANDISE RECEIVED	EXPORTS	TOTAL SHIPMENTS
10	\$1,000-5,000 mil	\$1,000-5,000 mil	\$1,000-5,000 mil

Production Activity:

	COMPANY	MERCHANDISE RECEIVED	EXPORTS	TOTAL SHIPMENTS
2H	Chalmette Refining LLC	\$5,000-10,000 mil	\$0 mil	\$5,000-10,000 mil
2J	Valero Refining-Meraux LLC	\$1,000-5,000 mil	\$1,000-5,000 mil	\$1,000-5,000 mil

FTZ 87, LAKE CHARLES
GRANTEE: LAKE CHARLES HARBOR & TERMINAL DISTRICT

All Activity:

MERCHANDISE RECEIVED	EXPORTS	EMPLOYEES
\$25,000-50,000 mil	\$5,000-10,000 mil	3,001-4,000

Warehouse/Distribution Activity:

NUMBER OF OPERATORS	MERCHANDISE RECEIVED	EXPORTS	TOTAL SHIPMENTS
0	\$0	\$0	\$0

Production Activity:

	COMPANY	MERCHANDISE RECEIVED	EXPORTS	TOTAL SHIPMENTS
87A	Phillips 66 Company	\$5,000-10,000 mil	\$1,000-5,000 mil	\$5,000-10,000 mil
87B	CITGO Petroleum Corporation	\$10,000-25,000 mil	\$1,000-5,000 mil	\$10,000-25,000 mil
87C	Halliburton Energy Services	\$25-50 mil	\$0	\$25-50 mil

FTZ 124, GRAMERCY
GRANTEE: PORT OF SOUTH LOUISIANA

All Activity:

MERCHANDISE RECEIVED	EXPORTS	EMPLOYEES
\$50,000-75,000 mil	\$10,000-25,000 mil	5,001-6,000

Warehouse/Distribution Activity:

NUMBER OF OPERATORS	MERCHANDISE RECEIVED	EXPORTS	TOTAL SHIPMENTS
2	\$25,000-50,000 mil	\$5,000-10,000 mil	\$25,000-50,000 mil

Production Activity:

	COMPANY	MERCHANDISE RECEIVED	EXPORTS	TOTAL SHIPMENTS
124A	Valero Refining-New Orleans, LLC	\$5,000-10,000 mil	\$1,000-5,000 mil	\$5,000-10,000 mil
124B	North American Shipbuilding LLC	\$10-25 mil	\$0	\$100-250 mil
124E	Marathon Ashland Petroleum LLC	\$10,000-25,000 mil	\$1,000-5,000 mil	\$10,000-25,000 mil
124H	Bollinger Shipyards, Inc	\$75-100 mil	\$0	\$100-250 mil
124K	M-I, LLC	\$10-25 mil	\$0	\$10-25 mil
124M	Baker Hughes, Inc	\$1-5 mil	\$0	\$1-5 mil
124N	Excalibar Minerals, LLC	\$5-10 mil	\$0	\$10-25 mil
124O	Halliburton Energy Services	\$5-10 mil	\$0	\$10-25 mil
124T	Offshore Energy Services, Inc.	\$0	\$0	\$1-5 mil
124U	Frank's International, LLC	\$0-.5 mil	\$0	\$0

FTZ 145, SHREVEPORT
GRANTEE: CADDO-BOSSIER PARISHES PORT COMMISSION

All Activity:

MERCHANDISE RECEIVED	EXPORTS	EMPLOYEES
\$750-1,000 mil	\$0	101-150

Warehouse/Distribution Activity:

NUMBER OF OPERATORS	MERCHANDISE RECEIVED	EXPORTS	TOTAL SHIPMENTS
1	\$750-1,000 mil	\$0	\$500-750 mil

FTZ 154, BATON ROUGE
GRANTEE: GREATER BATON ROUGE PORT COMMISSION

All Activity:

MERCHANDISE RECEIVED	EXPORTS	EMPLOYEES
\$25,000-50,000 mil	\$1,000-5,000 mil	5,001-6,000

Warehouse/Distribution Activity:

NUMBER OF OPERATORS	MERCHANDISE RECEIVED	EXPORTS	TOTAL SHIPMENTS
0	\$0	\$0	\$0

Production Activity:

	COMPANY	MERCHANDISE RECEIVED	EXPORTS	TOTAL SHIPMENTS
154A	Exxon Corporation	\$25,000-50,000 mil	\$1,000-5,000 mil	\$25,000-50,000 mil
154B	Syngenta Crop Protection LLC	\$100-250 mil	\$100-250 mil	\$100-250 mil

FTZ 261, ALEXANDRIA
GRANTEE: ENGLAND ECONOMIC & INDUSTRIAL DEVELOPMENT DISTRICT

All Activity:

MERCHANDISE RECEIVED	EXPORTS	EMPLOYEES
\$0	\$0	0

FTZ 279, TERREBONNE PARISH
GRANTEE: HOUMA-TERREBONNE AIRPORT COMMISSION

All Activity:

MERCHANDISE RECEIVED	EXPORTS	EMPLOYEES
\$100-250 mil	\$0	501-750

Warehouse/Distribution Activity:

NUMBER OF OPERATORS	MERCHANDISE RECEIVED	EXPORTS	TOTAL SHIPMENTS
0	\$0	\$0	\$0

	COMPANY	MERCHANDISE RECEIVED	EXPORTS	TOTAL SHIPMENTS
279	Bollinger Houma Shipyards, LLC	\$50-75 mil	\$0	\$0
279	Gulf Island Shipyards, LLC	\$1-5 mil	\$0	\$1-5 mil
279	Deepwater Riser Services, LLC	\$10-25 mil	\$5-10 mil	\$5-10 mil
279A	Thoma-Sea Marine Constructors, LLC	\$50-75 mil	\$0	\$1-5 mil

FTZ 291, CAMERON PARISH
GRANTEE: CAMERON PARISH PORT, HARBOR AND TERMINAL DISTRICT

All Activity:

MERCHANDISE RECEIVED	EXPORTS	EMPLOYEES
\$10,000-25,000 mil	\$5,000-10,000 mil	1,501-2,000

Warehouse/Distribution Activity:

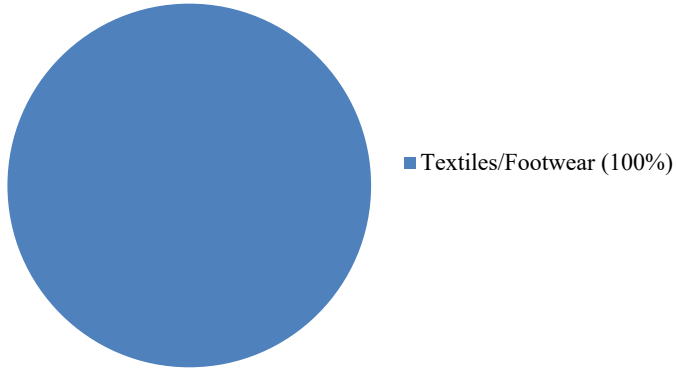
NUMBER OF OPERATORS	MERCHANDISE RECEIVED	EXPORTS	TOTAL SHIPMENTS
0	\$0	\$0	\$0

Production Activity:

	COMPANY	MERCHANDISE RECEIVED	EXPORTS	TOTAL SHIPMENTS
291	Cheniere Energy Partners, LP	\$10,000-25,000 mil	\$5,000-10,000 mil	\$5,000-10,000 mil

MAINE

TOP FOREIGN-STATUS PRODUCTS BY VALUE



STATE SUMMARY	
Merchandise Received:	\$25-50 mil
Exports:	\$1-5 mil
Total Shipments:	\$25-50 mil
Employees:	101-150

FTZ 58, BANGOR		
GRANTEE: CITY OF BANGOR		
All Activity:		
MERCHANDISE RECEIVED	EXPORTS	EMPLOYEES
\$0	\$0	0

FTZ 179, MADAWASKA		
GRANTEE: MADAWASKA FOREIGN TRADE ZONE CORPORATION		
All Activity:		
MERCHANDISE RECEIVED	EXPORTS	EMPLOYEES
\$0	\$0	0

FTZ 186, WATERVILLE

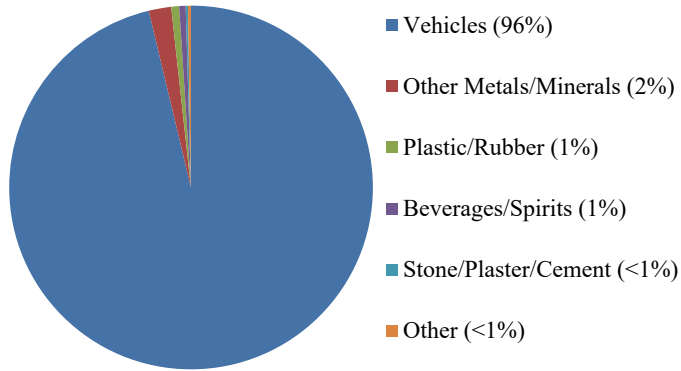
MERCHANDISE RECEIVED	EXPORTS	EMPLOYEES
\$25-50 mil	\$1-5 mil	101-150

NUMBER OF OPERATORS	MERCHANDISE RECEIVED	EXPORTS	TOTAL SHIPMENTS
0	\$0	\$0	\$0

	COMPANY	MERCHANDISE RECEIVED	EXPORTS	TOTAL SHIPMENTS
186A	Flemish Master Weavers	\$25-50 mil	\$1-5 mil	\$25-50 mil

MARYLAND

TOP FOREIGN-STATUS PRODUCTS BY VALUE



STATE SUMMARY

Merchandise Received:	\$10,000-25,000 mil
Exports:	\$250-500 mil
Total Shipments:	\$5,000-10,000 mil
Employees:	751-1,000

FTZ 63, PRINCE GEORGE'S COUNTY GRANTEE: PRINCE GEORGE'S COUNTY GOVERNMENT

All Activity:

MERCHANDISE RECEIVED	EXPORTS	EMPLOYEES
\$0	\$0	0

FTZ 73, BWI AIRPORT GRANTEE: MARYLAND DEPARTMENT OF TRANSPORTATION

All Activity:

MERCHANDISE RECEIVED	EXPORTS	EMPLOYEES
\$50-75 mil	\$5-10 mil	1-25

Warehouse/Distribution Activity:

NUMBER OF OPERATORS	MERCHANDISE RECEIVED	EXPORTS	TOTAL SHIPMENTS
0	\$0	\$0	\$0

Production Activity:

	COMPANY	MERCHANDISE RECEIVED	EXPORTS	TOTAL SHIPMENTS
73	The Belt's Corporation	\$50-75 mil	\$0	\$25-50 mil
73B	Northrop Grumman Corporation	\$5-10 mil	\$5-10 mil	\$5-10 mil

FTZ 74, BALTIMORE

MERCHANDISE RECEIVED	EXPORTS	EMPLOYEES
\$10,000-25,000 mil	\$250-500 mil	751-1,000

NUMBER OF OPERATORS	MERCHANDISE RECEIVED	EXPORTS	TOTAL SHIPMENTS
14	\$5,000-10,000 mil	\$100-250 mil	\$5,000-10,000 mil

	COMPANY	MERCHANDISE RECEIVED	EXPORTS	TOTAL SHIPMENTS
74	Mercedes Benz USA, LLC	\$1,000-5,000 mil	\$100-250 mil	\$1,000-5,000 mil
74	The Belt's Corporation	\$0-.5 mil	\$.5-1 mil	\$1-5 mil

FTZ 255, WASHINGTON COUNTY

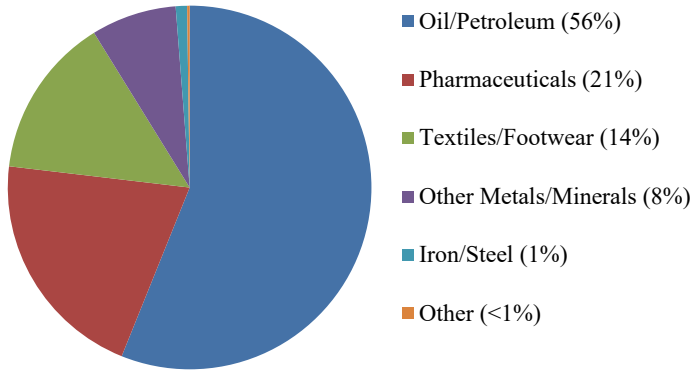
GRANTEE: BOARD OF COUNTY COMMISSIONERS OF WASHINGTON COUNTY

All Activity:

MERCHANDISE RECEIVED	EXPORTS	EMPLOYEES
\$0	\$0	0

MASSACHUSETTS

TOP FOREIGN-STATUS PRODUCTS BY VALUE



STATE SUMMARY

Merchandise Received:	\$1,000-5,000 mil
Exports:	\$1,000-5,000 mil
Total Shipments:	\$1,000-5,000 mil
Employees:	3,001-4,000

FTZ 27, BOSTON GRANTEE: MASSACHUSETTS PORT AUTHORITY

All Activity:

MERCHANDISE RECEIVED	EXPORTS	EMPLOYEES
\$1,000-5,000 mil	\$1,000-5,000 mil	3,001-4,000

Warehouse/Distribution Activity:

NUMBER OF OPERATORS	MERCHANDISE RECEIVED	EXPORTS	TOTAL SHIPMENTS
2	\$1,000-5,000 mil	\$250-500 mil	\$1000-5000 mil

Production Activity:

	COMPANY	MERCHANDISE RECEIVED	EXPORTS	TOTAL SHIPMENTS
27N	Claremont Flock	\$.5-1 mil	\$0-.5 mil	\$.5-1 mil
27P	Waters Technologies Corporation	\$1-5 mil	\$1-5 mil	\$1-5 mil
27R	Wyeth Pharmaceuticals, LLC	\$1,000-5,000 mil	\$1,000-5,000 mil	\$1,000-5,000 mil

FTZ 28, NEW BEDFORD

All Activity:

MERCHANDISE RECEIVED	EXPORTS	EMPLOYEES
\$25-50 mil	\$0-.5 mil	76-100

Warehouse/Distribution Activity:

NUMBER OF OPERATORS	MERCHANDISE RECEIVED	EXPORTS	TOTAL SHIPMENTS
0	\$0	\$0	\$0

	COMPANY	MERCHANDISE RECEIVED	EXPORTS	TOTAL SHIPMENTS
28F	Acushnet Company	\$25-50 mil	\$0-.5 mil	\$25-50 mil

FTZ 201, HOLYOKE

GRANTEE: HOLYOKE ECONOMIC DEVELOPMENT AND INDUSTRIAL CORPORATION

All Activity:

MERCHANDISE RECEIVED	EXPORTS	EMPLOYEES
\$100-250 mil	\$10-25 mil	251-500

Warehouse/Distribution Activity:

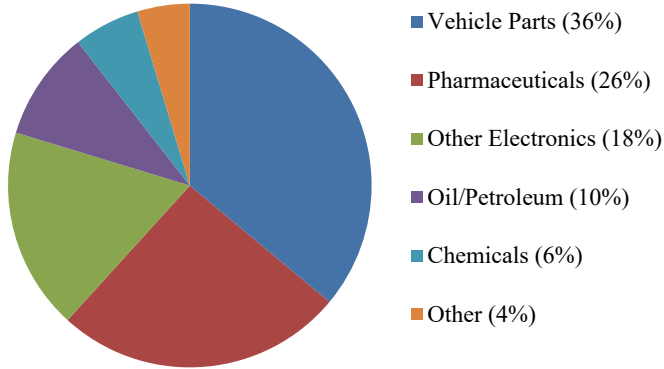
NUMBER OF OPERATORS	MERCHANDISE RECEIVED	EXPORTS	TOTAL SHIPMENTS
0	\$0	\$0	\$0

Production Activity:

	COMPANY	MERCHANDISE RECEIVED	EXPORTS	TOTAL SHIPMENTS
201D	ProAmpac Holdings, Inc.	\$100-250 mil	\$10-25 mil	\$100-250 mil

MICHIGAN

TOP FOREIGN-STATUS PRODUCTS BY VALUE



STATE SUMMARY

Merchandise Received:	\$5,000-10,000 mil
Exports:	\$500-750 mil
Total Shipments:	\$1,000-5,000 mil
Employees:	8,001-9,000

FTZ 16, SAULT STE. MARIE

GRANTEE: ECONOMIC DEVELOPMENT CORP. OF SAULT STE. MARIE

All Activity:

MERCHANDISE RECEIVED	EXPORTS	EMPLOYEES
\$0	\$0	0

FTZ 43, BATTLE CREEK

GRANTEE: CITY OF BATTLE CREEK

All Activity:

MERCHANDISE RECEIVED	EXPORTS	EMPLOYEES
\$1,000-5,000 mil	\$250-500 mil	5,001-6,000

Warehouse/Distribution Activity:

NUMBER OF OPERATORS	MERCHANDISE RECEIVED	EXPORTS	TOTAL SHIPMENTS
1	\$25-50 mil	\$1-5 mil	\$10-25 mil

Production Activity:

	COMPANY	MERCHANDISE RECEIVED	EXPORTS	TOTAL SHIPMENTS
43D	Perrigo Company	\$750-1,000 mil	\$10-25 mil	\$500-750 mil
43E	Pfizer Inc.	\$1,000-5,000 mil	\$250-500 mil	\$1,000-5,000 mil
43G	Zoetis Services LLC	\$25-50 mil	\$10-25 mil	\$25-50 mil
43H	DENSO Manufacturing Michigan, Inc.	\$100-250 mil	\$0-.5 mil	\$100-250 mil

FTZ 70, DETROIT
GRANTEE: GREATER DETROIT FOREIGN-TRADE ZONE, INC.

All Activity:

MERCHANDISE RECEIVED	EXPORTS	EMPLOYEES
\$1,000-5,000 mil	\$250-500 mil	2,001-2,500

NUMBER OF OPERATORS	MERCHANDISE RECEIVED	EXPORTS	TOTAL SHIPMENTS
16	\$1,000-5,000 mil	\$250-500 mil	\$1,000-5,000 mil

	COMPANY	MERCHANDISE RECEIVED	EXPORTS	TOTAL SHIPMENTS
70	Fluid Equipment Development Company LLC	\$5-10 mil	\$5-10 mil	\$5-10 mil
70	Pacific Industrial Development Corporation	\$0-.5 mil	\$0-.5 mil	\$0-.5 mil
70U	Wacker Chemical Corporation	\$100-250 mil	\$0	\$100-250 mil
70X	Brose New Boston, Inc.	\$10-25 mil	\$0-.5 mil	\$10-25 mil

FTZ 140, FLINT
GRANTEE: CITY OF FLINT

All Activity:

MERCHANDISE RECEIVED	EXPORTS	EMPLOYEES
\$0	\$0	0

FTZ 189, KENT/OTTAWA/MUSKEGON COUNTIES
 GRANTEE: KOM FOREIGN TRADE ZONE AUTHORITY

All Activity:

MERCHANDISE RECEIVED	EXPORTS	EMPLOYEES
\$250-500 mil	\$0-.5 mil	751-1,000

Warehouse/Distribution Activity:

NUMBER OF OPERATORS	MERCHANDISE RECEIVED	EXPORTS	TOTAL SHIPMENTS
3	\$250-500 mil	\$0	\$250-500 mil

Production Activity:

	COMPANY	MERCHANDISE RECEIVED	EXPORTS	TOTAL SHIPMENTS
189F	GHSP Inc.	\$25-50 mil	\$0-.5 mil	\$25-50 mil

FTZ 210, ST. CLAIR COUNTY
 GRANTEE: ECONOMIC DEVELOPMENT ALLIANCE OF ST. CLAIR COUNTY

All Activity:

MERCHANDISE RECEIVED	EXPORTS	EMPLOYEES
\$0	\$0	0

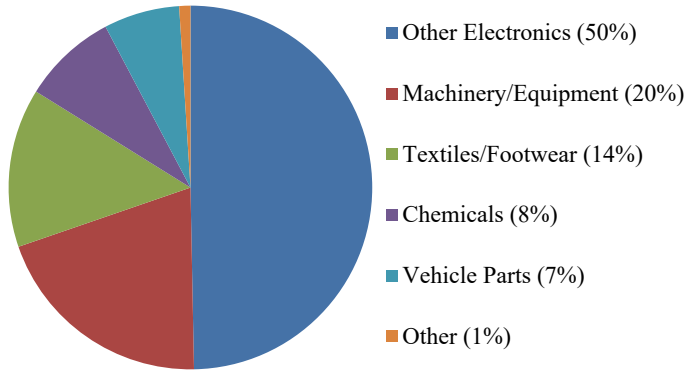
FTZ 275, LANSING
 GRANTEE: CAPITAL REGION AIRPORT AUTHORITY

All Activity:

MERCHANDISE RECEIVED	EXPORTS	EMPLOYEES
\$0	\$0	0

MINNESOTA

TOP FOREIGN-STATUS PRODUCTS BY VALUE



STATE SUMMARY

Merchandise Received:	\$1,000-5,000 mil
Exports:	\$100-250 mil
Total Shipments:	\$1,000-5,000 mil
Employees:	5,001-6,000

FTZ 51, DULUTH GRANTEE: DULUTH SEAWAY PORT AUTHORITY

All Activity:

MERCHANDISE RECEIVED	EXPORTS	EMPLOYEES
\$75-100 mil	\$75-100 mil	1-25

Warehouse/Distribution Activity:

NUMBER OF OPERATORS	MERCHANDISE RECEIVED	EXPORTS	TOTAL SHIPMENTS
1	\$75-100 mil	\$75-100 mil	\$75-100 mil

FTZ 119, MINNEAPOLIS-ST. PAUL
GRANTEE: GREATER METROPOLITAN AREA FTZ COMMISSION

All Activity:

MERCHANDISE RECEIVED	EXPORTS	EMPLOYEES
\$500-750 mil	\$25-50 mil	1,251-1,500

NUMBER OF OPERATORS	MERCHANDISE RECEIVED	EXPORTS	TOTAL SHIPMENTS
4	\$250-500 mil	\$25-50 mil	\$250-500 mil

	COMPANY	MERCHANDISE RECEIVED	EXPORTS	TOTAL SHIPMENTS
119G	SICK Product & Competence Center Americas, LLC	\$10-25 mil	\$0	\$10-25 mil
119J	MAT Industries, Inc.	\$10-25 mil	\$0	\$10-25 mil
119M	AGCO Corporation	\$100-250 mil	\$1-5 mil	\$75-100 mil

FTZ 259, KOOCHICHING COUNTY
GRANTEE: KOOCHICHING ECONOMIC DEVELOPMENT AUTHORITY

All Activity:

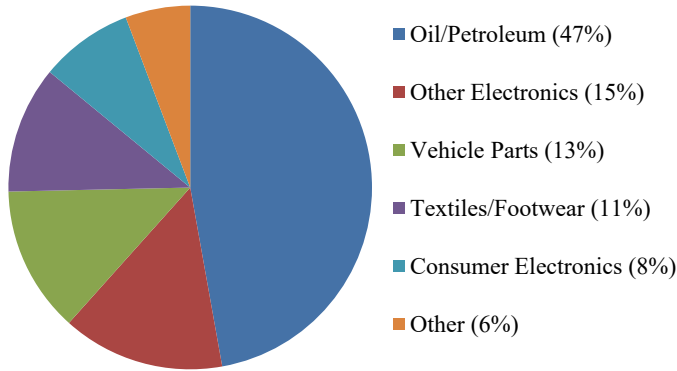
MERCHANDISE RECEIVED	EXPORTS	EMPLOYEES
\$750-1,000 mil	\$75-100 mil	3,001-4,000

Warehouse/Distribution Activity:

NUMBER OF OPERATORS	MERCHANDISE RECEIVED	EXPORTS	TOTAL SHIPMENTS
1	\$750-1,000 mil	\$75-100 mil	\$500-750 mil

MISSISSIPPI

TOP FOREIGN-STATUS PRODUCTS BY VALUE



STATE SUMMARY	
Merchandise Received:	\$10,000-25,000 mil
Exports:	\$1,000-5,000 mil
Total Shipments:	\$10,000-25,000 mil
Employees:	30,001-31,000

FTZ 92, HARRISON COUNTY
GRANTEE: MISSISSIPPI COAST FOREIGN-TRADE ZONE, INC.

All Activity:

MERCHANDISE RECEIVED	EXPORTS	EMPLOYEES
\$10,000-25,000 mil	\$1,000-5,000 mil	19,001-20,000

Warehouse/Distribution Activity:

NUMBER OF OPERATORS	MERCHANDISE RECEIVED	EXPORTS	TOTAL SHIPMENTS
0	\$0	\$0	\$0

Production Activity:

	COMPANY	MERCHANDISE RECEIVED	EXPORTS	TOTAL SHIPMENTS
92	Gulf Ship, LLC	\$25-50 mil	\$0	\$50-75 mil
92A	VT Halter Marine, Inc.	\$25-50 mil	\$0	\$0
92B	Huntington Ingalls Industries	\$25-50 mil	\$0	\$0
92D	Chevron Corporation	\$10,000-25,000 mil	\$1,000-5,000 mil	\$10,000-25,000 mil

FTZ 158, VICKSBURG/JACKSON
GRANTEE: GREATER MISSISSIPPI FOREIGN-TRADE ZONE, INC.

All Activity:

MERCHANDISE RECEIVED	EXPORTS	EMPLOYEES
\$5,000-10,000 mil	\$250-500 mil	9,001-10,000

NUMBER OF OPERATORS	MERCHANDISE RECEIVED	EXPORTS	TOTAL SHIPMENTS
3	\$250-500 mil	\$.5-1 mil	\$250-500 mil

	COMPANY	MERCHANDISE RECEIVED	EXPORTS	TOTAL SHIPMENTS
158	H.M. Richards	\$100-250 mil	\$1-5 mil	\$100-250 mil
158	Morgan Fabrics	\$5-10 mil	\$.5-1 mil	\$5-10 mil
158	MTD Products	\$250-500 mil	\$1-5 mil	\$250-500 mil
158	International Converter, LLC	\$25-50 mil	\$10-25 mil	\$25-50 mil
158	Traxys Processing, Inc.	\$25-50 mil	\$5-10 mil	\$25-50 mil
158D	Nissan North America, Inc.	\$5,000-10,000 mil	\$250-500 mil	\$5,000-10,000 mil
158F	Max Home, LLC	\$25-50 mil	\$.5-1 mil	\$25-50 mil
158G	Southern Motion, Inc.	\$75-100 mil	\$0-.5 mil	\$75-100 mil

FTZ 262, SOUTHAVEN
GRANTEE: NORTHERN MISSISSIPPI FTZ, INC.

All Activity:

MERCHANDISE RECEIVED	EXPORTS	EMPLOYEES
\$1,000-5,000 mil	\$25-50 mil	501-750

Warehouse/Distribution Activity:

NUMBER OF OPERATORS	MERCHANDISE RECEIVED	EXPORTS	TOTAL SHIPMENTS
6	\$1,000-5,000 mil	\$25-50 mil	\$1,000-5,000 mil

FTZ 287, TUNICA COUNTY
GRANTEE: TUNICA COUNTY

All Activity:

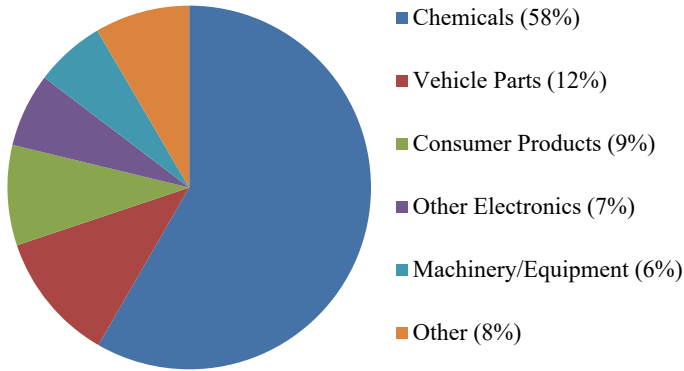
MERCHANDISE RECEIVED	EXPORTS	EMPLOYEES
\$500-750 mil	\$250-500 mil	251-500

Warehouse/Distribution Activity:

NUMBER OF OPERATORS	MERCHANDISE RECEIVED	EXPORTS	TOTAL SHIPMENTS
1	\$500-750 mil	\$250-500 mil	\$500-750 mil

MISSOURI

TOP FOREIGN-STATUS PRODUCTS BY VALUE



STATE SUMMARY

Merchandise Received:	\$1,000-5,000 mil
Exports:	\$250-500 mil
Total Shipments:	\$1,000-5,000 mil
Employees:	2,501-3,000

FTZ 15, KANSAS CITY GRANTEE: GREATER KANSAS CITY FTZ, INC.

All Activity:

MERCHANDISE RECEIVED	EXPORTS	EMPLOYEES
\$1,000-5,000 mil	\$250-500 mil	2,001-2,500

Warehouse/Distribution Activity:

NUMBER OF OPERATORS	MERCHANDISE RECEIVED	EXPORTS	TOTAL SHIPMENTS
5	\$100-250 mil	\$0-.5 mil	\$100-250 mil

Production Activity:

	COMPANY	MERCHANDISE RECEIVED	EXPORTS	TOTAL SHIPMENTS
15	Oregon Tool, Inc.	\$100-250 mil	\$5-10 mil	\$100-250 mil
15D	Bayer CropScience, LLC	\$750-1,000 mil	\$250-500 mil	\$500-750 mil
15E	Kawasaki Motors Manufacturing Corp.	\$250-500 mil	\$10-25 mil	\$250-500 mil

FTZ 102, ST. LOUIS
GRANTEE: ST. LOUIS COUNTY PORT AUTHORITY

All Activity:

MERCHANDISE RECEIVED	EXPORTS	EMPLOYEES
\$250-500 mil	\$50-75 mil	251-500

Warehouse/Distribution Activity:

NUMBER OF OPERATORS	MERCHANDISE RECEIVED	EXPORTS	TOTAL SHIPMENTS
1	\$250-500 mil	\$50-75 mil	\$250-500 mil

FTZ 225, SPRINGFIELD
GRANTEE: CITY OF SPRINGFIELD AIRPORT BOARD

All Activity:

MERCHANDISE RECEIVED	EXPORTS	EMPLOYEES
\$250-500 mil	\$0	251-500

Warehouse/Distribution Activity:

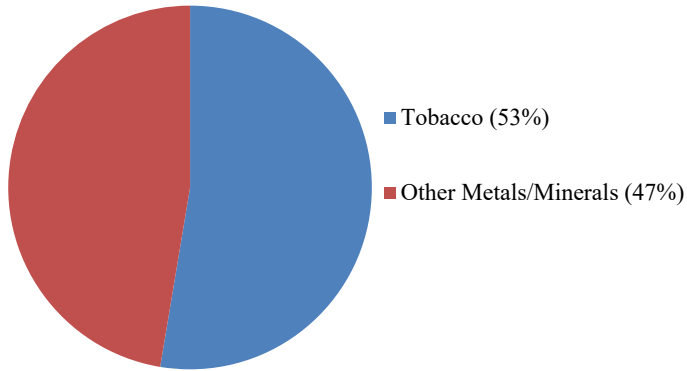
NUMBER OF OPERATORS	MERCHANDISE RECEIVED	EXPORTS	TOTAL SHIPMENTS
1	\$250-500 mil	\$0	\$250-500 mil

Production Activity:

	COMPANY	MERCHANDISE RECEIVED	EXPORTS	TOTAL SHIPMENTS
225	General Dynamics	\$10-25 mil	\$0	\$0

MONTANA

TOP FOREIGN-STATUS PRODUCTS BY VALUE



STATE SUMMARY	
Merchandise Received:	\$25-50 mil
Exports:	\$25-50 mil
Total Shipments:	\$25-50 mil
Employees:	151-250

FTZ 88, GREAT FALLS		
GRANTEE: GREAT FALLS INTERNATIONAL AIRPORT AUTHORITY		
All Activity:		
MERCHANDISE RECEIVED	EXPORTS	EMPLOYEES
\$0	\$0	0

FTZ 187, TOOLE COUNTY		
GRANTEE: NORTHERN EXPRESS TRANSPORTATION, INC.		
All Activity:		
MERCHANDISE RECEIVED	EXPORTS	EMPLOYEES
\$10-25 mil	\$10-25 mil	1-25

Warehouse/Distribution Activity:			
NUMBER OF OPERATORS	MERCHANDISE RECEIVED	EXPORTS	TOTAL SHIPMENTS
1	\$10-25 mil	\$10-25 mil	\$10-25 mil

All Activity:

MERCHANDISE RECEIVED	EXPORTS	EMPLOYEES
\$10-25 mil	\$10-25 mil	151-250

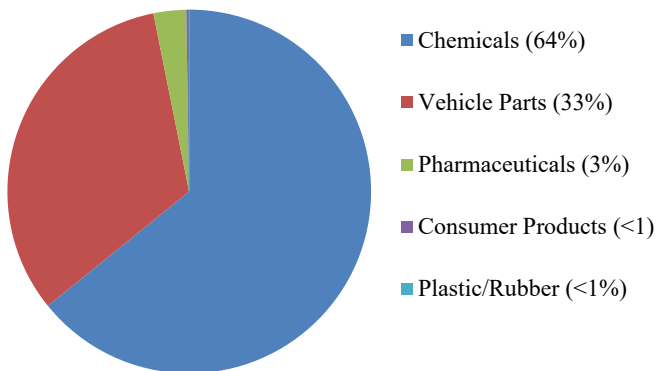
Warehouse/Distribution Activity:

NUMBER OF OPERATORS	MERCHANDISE RECEIVED	EXPORTS	TOTAL SHIPMENTS
0	\$0	\$0	\$0

	COMPANY	MERCHANDISE RECEIVED	EXPORTS	TOTAL SHIPMENTS
274	REC Advanced Silicon Materials LLC	\$10-25 mil	\$10-25 mil	\$10-25 mil

NEBRASKA

TOP FOREIGN-STATUS PRODUCTS BY VALUE



STATE SUMMARY

Merchandise Received:	\$1,000-5,000 mil
Exports:	\$100-250 mil
Total Shipments:	\$1,000-5,000 mil
Employees:	3,001-4,000

FTZ 19, OMAHA

GRANTEE: GREATER OMAHA CHAMBER OF COMMERCE

All Activity:

MERCHANDISE RECEIVED	EXPORTS	EMPLOYEES
\$1,000-5,000 mil	\$0	151-250

Warehouse/Distribution Activity:

NUMBER OF OPERATORS	MERCHANDISE RECEIVED	EXPORTS	TOTAL SHIPMENTS
1	\$1-5 mil	\$0	\$1-5 mil

Production Activity:

	COMPANY	MERCHANDISE RECEIVED	EXPORTS	TOTAL SHIPMENTS
19A	Syngenta Crop Protection, Inc.	\$1,000-5,000 mil	\$0	\$1,000-5,000 mil

FTZ 59, LINCOLN

All Activity:

MERCHANDISE RECEIVED	EXPORTS	EMPLOYEES
\$500-750 mil	\$100-250 mil	3,001-4,000

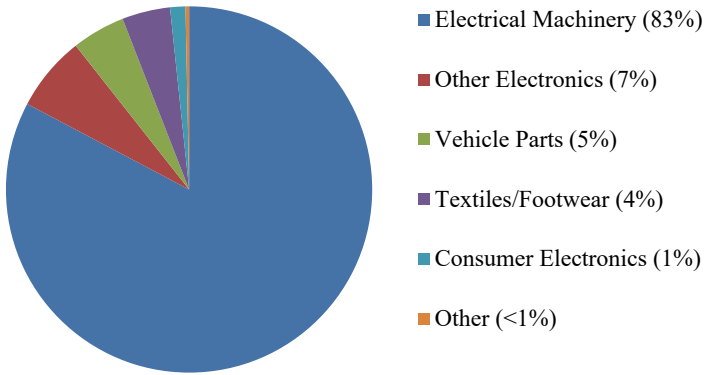
Warehouse/Distribution Activity:

NUMBER OF OPERATORS	MERCHANDISE RECEIVED	EXPORTS	TOTAL SHIPMENTS
0	\$0	\$0	\$0

	COMPANY	MERCHANDISE RECEIVED	EXPORTS	TOTAL SHIPMENTS
59A	Kawasaki Motors Manufacturing Corp., U.S.A.	\$500-750 mil	\$100-250 mil	\$500-750 mil
59E	Zoetis Services, LLC	\$25-50 mil	\$0	\$25-50 mil

NEVADA

TOP FOREIGN-STATUS PRODUCTS BY VALUE



STATE SUMMARY

Merchandise Received:	\$5,000-10,000 mil
Exports:	\$10-25 mil
Total Shipments:	\$5,000-10,000 mil
Employees:	10,001-11,000

FTZ 89, CLARK COUNTY
GRANTEE: LAS VEGAS GLOBAL ECONOMIC ALLIANCE

All Activity:

MERCHANDISE RECEIVED	EXPORTS	EMPLOYEES
\$250-500 mil	\$0-.5 mil	501-750

Warehouse/Distribution Activity:

NUMBER OF OPERATORS	MERCHANDISE RECEIVED	EXPORTS	TOTAL SHIPMENTS
3	\$250-500 mil	\$0-.5 mil	\$250-500 mil

FTZ 126, SPARKS
 GRANTEE: ECONOMIC DEVELOPMENT AUTHORITY OF WESTERN NEVADA

All Activity:

MERCHANDISE RECEIVED	EXPORTS	EMPLOYEES
\$5,000-10,000 mil	\$10-25 mil	9,001-10,000

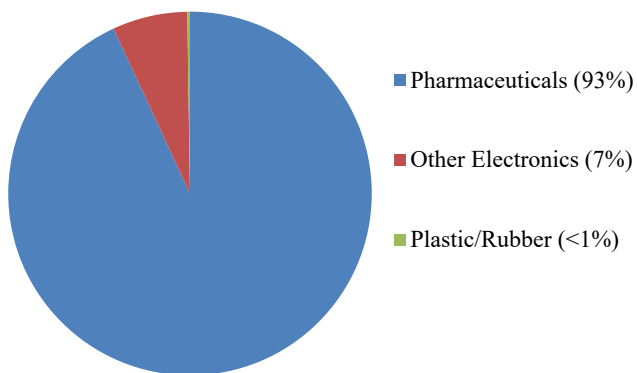
Warehouse/Distribution Activity:

NUMBER OF OPERATORS	MERCHANDISE RECEIVED	EXPORTS	TOTAL SHIPMENTS
9	\$1,000-5,000 mil	\$10-25 mil	\$1,000-5,000 mil

	COMPANY	MERCHANDISE RECEIVED	EXPORTS	TOTAL SHIPMENTS
126B	Taiyo America Inc.	\$1-5 mil	\$0	\$1-5 mil
126D	Tesla, Inc.	\$5,000-10,000 mil	\$5-10 mil	\$5,000-10,000 mil

NEW HAMPSHIRE

TOP FOREIGN-STATUS PRODUCTS BY VALUE



STATE SUMMARY

Merchandise Received:	\$250-500 mil
Exports:	\$10-25 mil
Total Shipments:	\$100-250 mil
Employees:	1,501-2,000

FTZ 81, PORTSMOUTH

GRANTEE: PEASE DEVELOPMENT AUTHORITY, DIVISION OF PORTS AND HARBORS

All Activity:

MERCHANDISE RECEIVED	EXPORTS	EMPLOYEES
\$250-500 mil	\$10-25 mil	1,501-2,000

Warehouse/Distribution Activity:

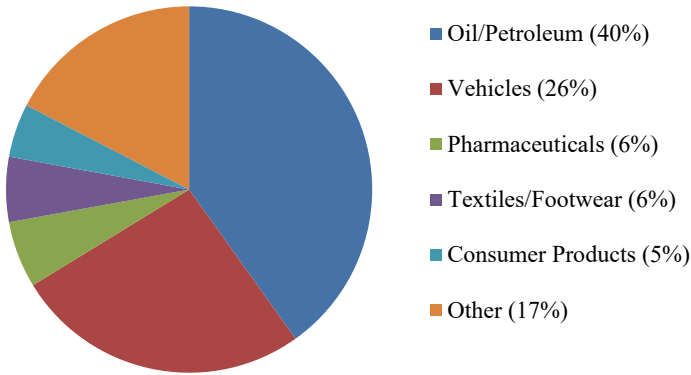
NUMBER OF OPERATORS	MERCHANDISE RECEIVED	EXPORTS	TOTAL SHIPMENTS
1	\$50-75 mil	\$5-10 mil	\$25-50 mil

Production Activity:

	COMPANY	MERCHANDISE RECEIVED	EXPORTS	TOTAL SHIPMENTS
81	Textiles Coated International	\$25-50 mil	\$5-10 mil	\$10-25 mil
81D	Millipore Corporation	\$250-500 mil	\$0	\$100-250 mil

NEW JERSEY

TOP FOREIGN-STATUS PRODUCTS BY VALUE



STATE SUMMARY	
Merchandise Received:	\$10,000-25,000 mil
Exports:	\$750-1,000 mil
Total Shipments:	\$10,000-25,000 mil
Employees:	8,001-9,000

FTZ 44, MORRIS COUNTY				
GRANTEE: STATE OF NEW JERSEY DEPARTMENT OF STATE				
All Activity:				
MERCHANDISE RECEIVED	EXPORTS	EMPLOYEES		
\$1,000-5,000 mil	\$100-250 mil	2,001-2,500		
Warehouse/Distribution Activity:				
NUMBER OF OPERATORS	MERCHANDISE RECEIVED	EXPORTS	TOTAL SHIPMENTS	
3	\$250-500 mil	\$5-10 mil	\$250-500 mil	
Production Activity:				
	COMPANY	MERCHANDISE RECEIVED	EXPORTS	TOTAL SHIPMENTS
44	Givaudan Fragrances Corporation	\$250-500 mil	\$100-250 mil	\$250-500 mil
44B	International Flavors & Fragrances Inc.	\$100-250 mil	\$0	\$100-250 mil
44E	L'Oreal USA Products, Inc.	\$500-750 mil	\$25-50 mil	\$500-750 mil
44H	Givaudan Flavors Corporation	\$10-25 mil	\$0	\$10-25 mil

FTZ 49, NEWARK/ELIZABETH
GRANTEE: PORT AUTHORITY OF NY AND NJ

All Activity:

MERCHANDISE RECEIVED	EXPORTS	EMPLOYEES
\$10,000-25,000 mil	\$500-750 mil	6,001-7,000

NUMBER OF OPERATORS	MERCHANDISE RECEIVED	EXPORTS	TOTAL SHIPMENTS
16	\$5,000-10,000 mil	\$250-500 mil	\$5,000-10,000 mil

	COMPANY	MERCHANDISE RECEIVED	EXPORTS	TOTAL SHIPMENTS
49C	Bristol-Myers Squibb	\$75-100 mil	\$10-25 mil	\$25-50 mil
49E	Phillips 66 Company	\$5,000-10,000 mil	\$1-5 mil	\$5,000-10,000 mil
49H	Firmenich, Inc.	\$250-500 mil	\$100-250 mil	\$250-500 mil
49J	Movado Group	\$100-250 mil	\$10-25 mil	\$100-250 mil
49T	Catalent Pharma Solutions	\$25-50 mil	\$.5-1 mil	\$5-10 mil

FTZ 142, SALEM/MILLVILLE
GRANTEE: SOUTH JERSEY PORT CORPORATION

All Activity:

MERCHANDISE RECEIVED	EXPORTS	EMPLOYEES
\$1,000-5,000 mil	\$0	251-500

Warehouse/Distribution Activity:

NUMBER OF OPERATORS	MERCHANDISE RECEIVED	EXPORTS	TOTAL SHIPMENTS
0	\$0	\$0	\$0

Production Activity:

	COMPANY	MERCHANDISE RECEIVED	EXPORTS	TOTAL SHIPMENTS
142A	PBF Energy Company, LLC	\$1,000-5,000 mil	\$0	\$1,000-5,000 mil

FTZ 200, MERCER COUNTY
GRANTEE: COUNTY OF MERCER, NEW JERSEY

All Activity:

MERCHANDISE RECEIVED	EXPORTS	EMPLOYEES
\$250-500 mil	\$0	101-150

Warehouse/Distribution Activity:

NUMBER OF OPERATORS	MERCHANDISE RECEIVED	EXPORTS	TOTAL SHIPMENTS
1	\$250-500 mil	\$0	\$250-500 mil

FTZ 235, LAKEWOOD
GRANTEE: TOWNSHIP OF LAKEWOOD, NEW JERSEY

All Activity:

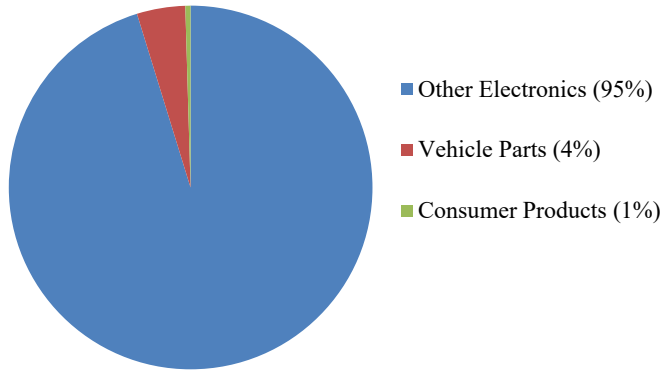
MERCHANDISE RECEIVED	EXPORTS	EMPLOYEES
\$1-5 mil	\$0-.5 mil	26-50

Warehouse/Distribution Activity:

NUMBER OF OPERATORS	MERCHANDISE RECEIVED	EXPORTS	TOTAL SHIPMENTS
1	\$1-5 mil	\$0-.5 mil	\$1-5 mil

NEW MEXICO

TOP FOREIGN-STATUS PRODUCTS BY VALUE



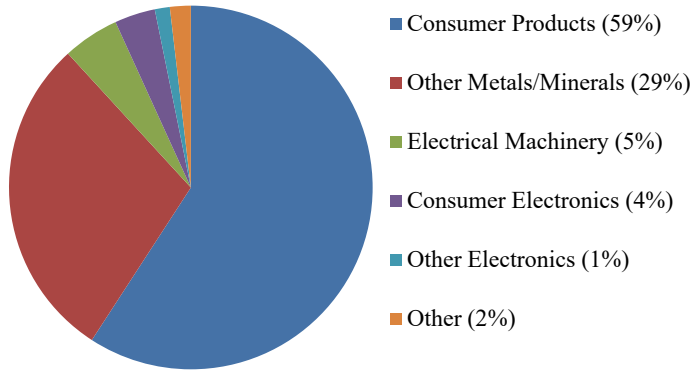
STATE SUMMARY	
Merchandise Received:	\$1,000-5,000 mil
Exports:	\$1,000-5,000 mil
Total Shipments:	\$1,000-5,000 mil
Employees:	151-250

FTZ 110, ALBUQUERQUE		
GRANTEE: THE CITY OF ALBUQUERQUE AVIATION DEPARTMENT		
All Activity:		
MERCHANDISE RECEIVED	EXPORTS	EMPLOYEES
\$0	\$0	0

FTZ 197, DONA ANA COUNTY			
GRANTEE: BOARD OF COUNTY COMMISSIONERS OF DONA ANA COUNTY			
All Activity:			
MERCHANDISE RECEIVED	EXPORTS	EMPLOYEES	
\$1,000-5,000 mil	\$1,000-5,000 mil	151-250	
Warehouse/Distribution Activity:			
NUMBER OF OPERATORS	MERCHANDISE RECEIVED	EXPORTS	TOTAL SHIPMENTS
4	\$1,000-5,000 mil	\$1,000-5,000 mil	\$1,000-5,000 mil

NEW YORK

TOP FOREIGN-STATUS PRODUCTS BY VALUE



STATE SUMMARY

Merchandise Received:	\$10,000-25,000 mil
Exports:	\$75-100 mil
Total Shipments:	\$10,000-25,000 mil
Employees:	4,001-5,000

FTZ 1, NEW YORK CITY GRANTEE: CITY OF NEW YORK

All Activity:

MERCHANDISE RECEIVED	EXPORTS	EMPLOYEES
\$10,000-25,000 mil	\$25-50 mil	26-50

Warehouse/Distribution Activity:

NUMBER OF OPERATORS	MERCHANDISE RECEIVED	EXPORTS	TOTAL SHIPMENTS
7	\$10,000-25,000 mil	\$25-50 mil	\$10,000-25,000 mil

FTZ 23, BUFFALO
GRANTEE: COUNTY OF ERIE

All Activity:

MERCHANDISE RECEIVED	EXPORTS	EMPLOYEES
\$250-500 mil	\$10-25 mil	1,251-1,500

Warehouse/Distribution Activity:

NUMBER OF OPERATORS	MERCHANDISE RECEIVED	EXPORTS	TOTAL SHIPMENTS
5	\$50-75 mil	\$10-25 mil	\$50-75 mil

	COMPANY	MERCHANDISE RECEIVED	EXPORTS	TOTAL SHIPMENTS
23D	Cummins, Inc.	\$100-250 mil	\$0	\$100-250 mil

FTZ 34, NIAGARA COUNTY
GRANTEE: NIAGARA COUNTY INDUSTRIAL DEVELOPMENT AGENCY

All Activity:

MERCHANDISE RECEIVED	EXPORTS	EMPLOYEES
\$.5-1 mil	\$0-.5 mil	51-75

Warehouse/Distribution Activity:

NUMBER OF OPERATORS	MERCHANDISE RECEIVED	EXPORTS	TOTAL SHIPMENTS
1	\$.5-1 mil	\$0-.5 mil	\$.5-1 mil

FTZ 37, ORANGE COUNTY
GRANTEE: COUNTY OF ORANGE

All Activity:

MERCHANDISE RECEIVED	EXPORTS	EMPLOYEES
\$1,000-5,000 mil	\$10-25 mil	751-1,000

Warehouse/Distribution Activity:

NUMBER OF OPERATORS	MERCHANDISE RECEIVED	EXPORTS	TOTAL SHIPMENTS
1	\$750-1,000 mil	\$0	\$750-1,000 mil

	COMPANY	MERCHANDISE RECEIVED	EXPORTS	TOTAL SHIPMENTS
37	Konica Minolta Supplies Manufacturing U.S.A., Inc	\$75-100 mil	\$10-25 mil	\$75-100 mil
37	Takasago	\$75-100 mil	\$0	\$75-100 mil

FTZ 52, SUFFOLK COUNTY
GRANTEE: SUFFOLK COUNTY

All Activity:

MERCHANDISE RECEIVED	EXPORTS	EMPLOYEES
\$10-25 mil	\$10-25 mil	251-500

Warehouse/Distribution Activity:

NUMBER OF OPERATORS	MERCHANDISE RECEIVED	EXPORTS	TOTAL SHIPMENTS
2	\$10-25 mil	\$10-25 mil	\$10-25 mil

Production Activity:

	COMPANY	MERCHANDISE RECEIVED	EXPORTS	TOTAL SHIPMENTS
52B	LNK International, Inc.	\$1-5 mil	\$0	\$5-10 mil

FTZ 54, CLINTON COUNTY
GRANTEE: CLINTON COUNTY

All Activity:

MERCHANDISE RECEIVED	EXPORTS	EMPLOYEES
\$10-25 mil	\$1-5 mil	101-150

Warehouse/Distribution Activity:

NUMBER OF OPERATORS	MERCHANDISE RECEIVED	EXPORTS	TOTAL SHIPMENTS
1	\$1-5 mil	\$1-5 mil	\$1-5 mil

	COMPANY	MERCHANDISE RECEIVED	EXPORTS	TOTAL SHIPMENTS
54A	W Schonbek LLC	\$10-25 mil	\$0-.5 mil	\$5-10 mil

FTZ 90, ONONDAGA COUNTY
GRANTEE: COUNTY OF ONONDAGA

All Activity:

MERCHANDISE RECEIVED	EXPORTS	EMPLOYEES
\$500-750 mil	\$.5-1 mil	751-1,000

Warehouse/Distribution Activity:

NUMBER OF OPERATORS	MERCHANDISE RECEIVED	EXPORTS	TOTAL SHIPMENTS
0	\$0	\$0	\$0

Production Activity:

	COMPANY	MERCHANDISE RECEIVED	EXPORTS	TOTAL SHIPMENTS
90C	PPC Broadband, Inc.	\$250-500 mil	\$.5-1 mil	\$250-500 mil
90D	Xylem Water Systems USA LLC	\$100-250 mil	\$0	\$100-250 mil

FTZ 109, WATERTOWN
GRANTEE: COUNTY OF JEFFERSON

All Activity:

MERCHANDISE RECEIVED	EXPORTS	EMPLOYEES
\$0	\$0	0

FTZ 118, OGDENSBURG
GRANTEE: OGDENSBURG BRIDGE AND PORT AUTHORITY

MERCHANDISE RECEIVED	EXPORTS	EMPLOYEES
\$0	\$0	0

FTZ 121, ALBANY
GRANTEE: CAPITAL DISTRICT REGIONAL PLANNING COMMISSION

All Activity:

MERCHANDISE RECEIVED	EXPORTS	EMPLOYEES
\$1-5 mil	\$1-5 mil	251-500

Warehouse/Distribution Activity:

NUMBER OF OPERATORS	MERCHANDISE RECEIVED	EXPORTS	TOTAL SHIPMENTS
0	\$0	\$0	\$0

Production Activity:

	COMPANY	MERCHANDISE RECEIVED	EXPORTS	TOTAL SHIPMENTS
121A	Curia Global, Inc.	\$1-5 mil	\$1-5 mil	\$1-5 mil

FTZ 141, MONROE COUNTY
GRANTEE: COUNTY OF MONROE

All Activity:

MERCHANDISE RECEIVED	EXPORTS	EMPLOYEES
\$25-50 mil	\$0	251-500

Warehouse/Distribution Activity:

NUMBER OF OPERATORS	MERCHANDISE RECEIVED	EXPORTS	TOTAL SHIPMENTS
0	\$0	\$0	\$0

	COMPANY	MERCHANDISE RECEIVED	EXPORTS	TOTAL SHIPMENTS
141A	Eastman Kodak Company	\$1-5 mil	\$0	\$1-5 mil
141B	Xerox Corporation	\$10-25 mil	\$0	\$10-25 mil

FTZ 172, ONEIDA COUNTY
GRANTEE: COUNTY OF ONEIDA

All Activity:

MERCHANDISE RECEIVED	EXPORTS	EMPLOYEES
\$0	\$0	0

FTZ 284, GENESEE COUNTY
GRANTEE: GENESEE GATEWAY LOCAL DEVELOPMENT CORPORATION

All Activity:

MERCHANDISE RECEIVED	EXPORTS	EMPLOYEES
\$10-25 mil	\$0	251-500

Warehouse/Distribution Activity:

NUMBER OF OPERATORS	MERCHANDISE RECEIVED	EXPORTS	TOTAL SHIPMENTS
0	\$0	\$0	\$0

Production Activity:

	COMPANY	MERCHANDISE RECEIVED	EXPORTS	TOTAL SHIPMENTS
284	Liberty Pumps	\$10-25 mil	\$0	\$10-25 mil

FTZ 289, ONTARIO COUNTY
 GRANTEE: ONTARIO COUNTY

All Activity:

MERCHANDISE RECEIVED	EXPORTS	EMPLOYEES
\$75-100 mil	\$0	151-250

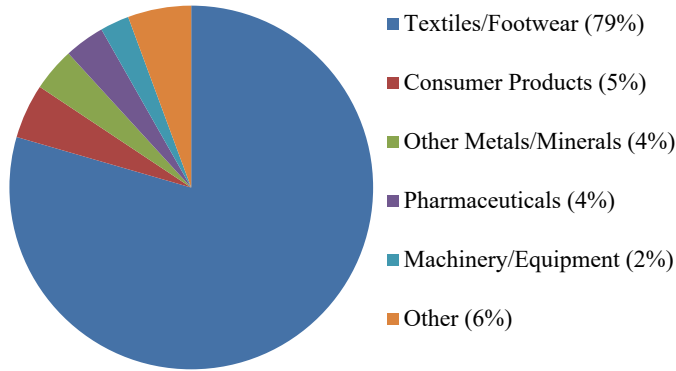
Warehouse/Distribution Activity:

NUMBER OF OPERATORS	MERCHANDISE RECEIVED	EXPORTS	TOTAL SHIPMENTS
0	\$0	\$0	\$0

	COMPANY	MERCHANDISE RECEIVED	EXPORTS	TOTAL SHIPMENTS
289A	Crosman Corporation	\$75-100 mil	\$0	\$75-100 mil

NORTH CAROLINA

TOP FOREIGN-STATUS PRODUCTS BY VALUE



STATE SUMMARY

Merchandise Received:	\$1,000-5,000 mil
Exports:	\$75-100 mil
Total Shipments:	\$1,000-5,000 mil
Employees:	9,001-10,000

FTZ 57, MECKLENBURG COUNTY GRANTEE: CHARLOTTE REGIONAL BUSINESS ALLIANCE

All Activity:

MERCHANDISE RECEIVED	EXPORTS	EMPLOYEES
\$100-250 mil	\$1-5 mil	501-750

Warehouse/Distribution Activity:

NUMBER OF OPERATORS	MERCHANDISE RECEIVED	EXPORTS	TOTAL SHIPMENTS
0	\$0	\$0	\$0

Production Activity:

	COMPANY	MERCHANDISE RECEIVED	EXPORTS	TOTAL SHIPMENTS
57C	DNP Imagingcomm America Corporation	\$100-250 mil	\$1-5 mil	\$100-250 mil

FTZ 93, RALEIGH/DURHAM
GRANTEE: TRIANGLE J COUNCIL OF GOVERNMENTS

All Activity:

MERCHANDISE RECEIVED	EXPORTS	EMPLOYEES
\$100-250 mil	\$25-50 mil	2,001-2,500

Warehouse/Distribution Activity:

NUMBER OF OPERATORS	MERCHANDISE RECEIVED	EXPORTS	TOTAL SHIPMENTS
4	\$100-250 mil	\$10-25 mil	\$75-100 mil

	COMPANY	MERCHANDISE RECEIVED	EXPORTS	TOTAL SHIPMENTS
93	Liebel-Flarsheim Company, LLC	\$10-25 mil	\$0	\$10-25 mil
93	GlaxoSmithKline	\$25-50 mil	\$0	\$25-50 mil
93G	Revlon Consumer Products Corporation	\$50-75 mil	\$10-25 mil	\$50-75 mil

FTZ 214, LENOIR COUNTY
GRANTEE: NORTH CAROLINA DEPARTMENT OF TRANSPORTATION

All Activity:

MERCHANDISE RECEIVED	EXPORTS	EMPLOYEES
\$250-500 mil	\$0	2,501-3,000

Warehouse/Distribution Activity:

NUMBER OF OPERATORS	MERCHANDISE RECEIVED	EXPORTS	TOTAL SHIPMENTS
1	\$1-5 mil	\$0	\$1-5 mil

Production Activity:

	COMPANY	MERCHANDISE RECEIVED	EXPORTS	TOTAL SHIPMENTS
214A	Consolidated Diesel	\$100-250 mil	\$0	\$100-250 mil
214B	Hyster-Yale Group, Inc.	\$100-250 mil	\$0	\$100-250 mil

FTZ 230, PIEDMONT TRIAD AREA
GRANTEE: PIEDMONT TRIAD PARTNERSHIP

All Activity:

MERCHANDISE RECEIVED	EXPORTS	EMPLOYEES
\$1,000-5,000 mil	\$25-50 mil	4,001-5,000

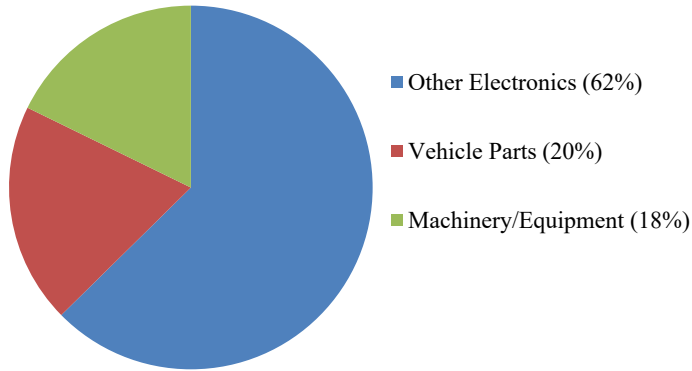
Warehouse/Distribution Activity:

NUMBER OF OPERATORS	MERCHANDISE RECEIVED	EXPORTS	TOTAL SHIPMENTS
6	\$1,000-5,000 mil	\$25-50 mil	\$1,000-5,000 mil

	COMPANY	MERCHANDISE RECEIVED	EXPORTS	TOTAL SHIPMENTS
230	Tri-Seal Opco, LLC	\$100-250 mil	\$0	\$75-100 mil
230	Deere Hitachi Construction Machinery Corp.	\$25-50 mil	\$0	\$10-25 mil
230	LL Flex, LLC	\$10-25 mil	\$1-5 mil	\$10-25 mil
230A	United Chemi-Con	\$10-25 mil	\$0	\$10-25 mil
230C	Patheon Softgels Inc.	\$25-50 mil	\$5-10 mil	\$25-50 mil

NORTH DAKOTA

TOP FOREIGN-STATUS PRODUCTS BY VALUE



STATE SUMMARY

Merchandise Received:	\$500-750 mil
Exports:	\$.5-1 mil
Total Shipments:	\$500-750 mil
Employees:	1,251-1,500

FTZ 103, GRAND FORKS

GRANTEE: GRAND FORKS REGION ECONOMIC DEVELOPMENT CORPORATION

All Activity:

MERCHANDISE RECEIVED	EXPORTS	EMPLOYEES
\$0	\$0	0

FTZ 267, FARGO

GRANTEE: MUNICIPAL AIRPORT AUTHORITY OF THE CITY OF FARGO

All Activity:

MERCHANDISE RECEIVED	EXPORTS	EMPLOYEES
\$500-750 mil	\$.5-1 mil	1,251-1,500

Warehouse/Distribution Activity:

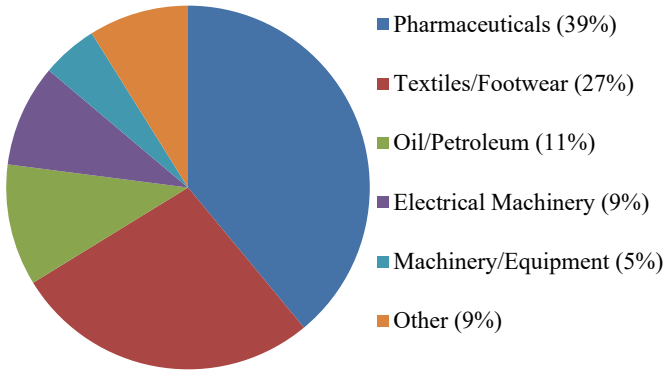
NUMBER OF OPERATORS	MERCHANDISE RECEIVED	EXPORTS	TOTAL SHIPMENTS
1	\$250-500 mil	\$.5-1 mil	\$250-500 mil

Production Activity:

	COMPANY	MERCHANDISE RECEIVED	EXPORTS	TOTAL SHIPMENTS
267	CNH America, LLC	\$100-250 mil	\$0	\$100-250 mil

OHIO

TOP FOREIGN-STATUS PRODUCTS BY VALUE



STATE SUMMARY

Merchandise Received:	\$25,000-50,000 mil
Exports:	\$1,000-5,000 mil
Total Shipments:	\$10,000-25,000 mil
Employees:	23,001-24,000

FTZ 8, TOLEDO

GRANTEE: TOLEDO-LUCAS COUNTY PORT AUTHORITY

All Activity:

MERCHANDISE RECEIVED	EXPORTS	EMPLOYEES
\$10,000-25,000 mil	\$5-10 mil	5,001-6,000

Warehouse/Distribution Activity:

NUMBER OF OPERATORS	MERCHANDISE RECEIVED	EXPORTS	TOTAL SHIPMENTS
1	\$10-25 mil	\$0	\$5-10 mil

Production Activity:

	COMPANY	MERCHANDISE RECEIVED	EXPORTS	TOTAL SHIPMENTS
8	Arbor Foods Inc.	\$5-10 mil	\$0	\$5-10 mil
8F	Cenovus Energy	\$1,000-5,000 mil	\$0	\$1,000-5,000 mil
8G	Premcor Refining Group, Inc.	\$5,000-10,000 mil	\$0	\$5,000-10,000 mil
8H	Toledo Refining Company LLC	\$1,000-5,000 mil	\$0	\$1,000-5,000 mil
8I	Whirlpool Corporation	\$250-500 mil	\$5-10 mil	\$100-250 mil

FTZ 40, CLEVELAND
GRANTEE: CLEVELAND CUYAHOGA COUNTY PORT AUTHORITY

All Activity:

MERCHANDISE RECEIVED	EXPORTS	EMPLOYEES
\$1,000-5,000 mil	\$500-750 mil	3,001-4,000

Warehouse/Distribution Activity:

NUMBER OF OPERATORS	MERCHANDISE RECEIVED	EXPORTS	TOTAL SHIPMENTS
3	\$1,000-5,000 mil	\$500-750 mil	\$1,000-5,000 mil

FTZ 46, CINCINNATI
GRANTEE: GREATER CINCINNATI FTZ, INC.

All Activity:

MERCHANDISE RECEIVED	EXPORTS	EMPLOYEES
\$250-500 mil	\$50-75 mil	1,251-1,500

Warehouse/Distribution Activity:

NUMBER OF OPERATORS	MERCHANDISE RECEIVED	EXPORTS	TOTAL SHIPMENTS
0	\$0	\$0	\$0

Production Activity:

	COMPANY	MERCHANDISE RECEIVED	EXPORTS	TOTAL SHIPMENTS
46	Festo Corporation	\$250-500 mil	\$50-75 mil	\$250-500 mil
46G	Givaudan Flavors Corporation	\$5-10 mil	\$0	\$5-10 mil
46K	Patheon Pharmaceuticals Inc.	\$50-75 mil	\$1-5 mil	\$10-25 mil

FTZ 100, DAYTON
GRANTEE: GREATER DAYTON FOREIGN-TRADE ZONE, INC.

All Activity:

MERCHANDISE RECEIVED	EXPORTS	EMPLOYEES
\$750-1,000 mil	\$10-25 mil	2,501-3,000

Warehouse/Distribution Activity:

NUMBER OF OPERATORS	MERCHANDISE RECEIVED	EXPORTS	TOTAL SHIPMENTS
1	\$10-25 mil	\$0	\$10-25 mil

Production Activity:

	COMPANY	MERCHANDISE RECEIVED	EXPORTS	TOTAL SHIPMENTS
100C	MAHLE Behr Dayton LLC	\$250-500 mil	\$1-5 mil	\$250-500 mil
100D	Thor Industries	\$100-250 mil	\$10-25 mil	\$100-250 mil
100E	Whirlpool Corporation	\$250-500 mil	\$1-5 mil	\$100-250 mil

FTZ 101, CLINTON COUNTY
GRANTEE: AMES MATERIAL SERVICES, INC.

All Activity:

MERCHANDISE RECEIVED	EXPORTS	EMPLOYEES
\$0	\$0	0

FTZ 138, FRANKLIN COUNTY

All Activity:

MERCHANDISE RECEIVED	EXPORTS	EMPLOYEES
\$10,000-25,000 mil	\$750-1,000 mil	7,001-8,000

Warehouse/Distribution Activity:

NUMBER OF OPERATORS	MERCHANDISE RECEIVED	EXPORTS	TOTAL SHIPMENTS
20	\$10,000-25,000 mil	\$750-1,000 mil	\$10,000-25,000 mil

	COMPANY	MERCHANDISE RECEIVED	EXPORTS	TOTAL SHIPMENTS
138H	International Converter, Inc.	\$25-50 mil	\$5-10 mil	\$25-50 mil

FTZ 151, FINDLAY

GRANTEE: FINDLAY/HANCOCK COUNTY CHAMBER OF COMMERCE

All Activity:

MERCHANDISE RECEIVED	EXPORTS	EMPLOYEES
\$250-500 mil	\$0	2,001-2,500

Warehouse/Distribution Activity:

NUMBER OF OPERATORS	MERCHANDISE RECEIVED	EXPORTS	TOTAL SHIPMENTS
0	\$0	\$0	\$0

Production Activity:

	COMPANY	MERCHANDISE RECEIVED	EXPORTS	TOTAL SHIPMENTS
151E	Whirlpool Corporation	\$250-500 mil	\$0	\$250-500 mil

FTZ 181, AKRON/CANTON
 GRANTEE: NORTHEAST OHIO JOINT OFFICE OF ECONOMIC DEVELOPMENT

All Activity:

MERCHANDISE RECEIVED	EXPORTS	EMPLOYEES
\$250-500 mil	\$5-10 mil	151-250

NUMBER OF OPERATORS	MERCHANDISE RECEIVED	EXPORTS	TOTAL SHIPMENTS
2	\$250-500 mil	\$5-10 mil	\$250-500 mil

	COMPANY	MERCHANDISE RECEIVED	EXPORTS	TOTAL SHIPMENTS
181	Cimbar Performance Minerals, Inc.	\$10-25 mil	\$0	\$10-25 mil
181B	Mitsubishi Electric Power Products	\$.5-1 mil	\$0	\$.5-1 mil

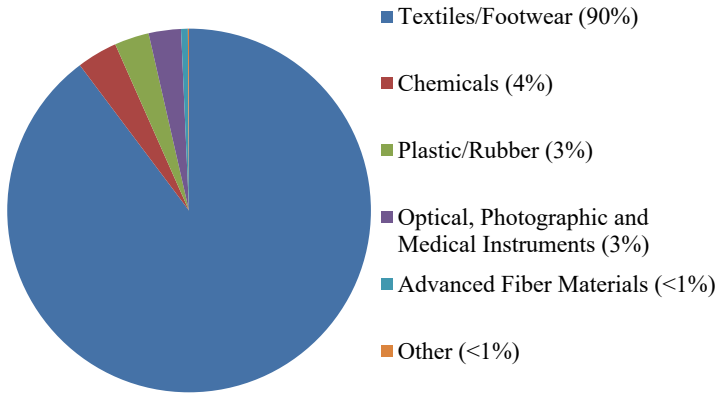
FTZ 270, LAWRENCE COUNTY
 GRANTEE: LAWRENCE COUNTY PORT AUTHORITY

All Activity:

MERCHANDISE RECEIVED	EXPORTS	EMPLOYEES
\$0	\$0	0

OKLAHOMA

TOP FOREIGN-STATUS PRODUCTS BY VALUE



STATE SUMMARY

Merchandise Received:	\$500-750 mil
Exports:	\$5-10 mil
Total Shipments:	\$250-500 mil
Employees:	501-750

FTZ 53, ROGERS COUNTY

GRANTEE: CITY OF TULSA-ROGERS COUNTY PORT AUTHORITY

All Activity:

MERCHANDISE RECEIVED	EXPORTS	EMPLOYEES
\$0	\$0	0

FTZ 106, OKLAHOMA CITY

GRANTEE: PORT AUTHORITY OF THE GREATER OKLAHOMA CITY AREA

All Activity:

MERCHANDISE RECEIVED	EXPORTS	EMPLOYEES
\$250-500 mil	\$1-5 mil	251-500

Warehouse/Distribution Activity:

NUMBER OF OPERATORS	MERCHANDISE RECEIVED	EXPORTS	TOTAL SHIPMENTS
2	\$250-500 mil	\$0	\$250-500 mil

Production Activity:

	COMPANY	MERCHANDISE RECEIVED	EXPORTS	TOTAL SHIPMENTS
106D	Xerox Corporation	\$1-5 mil	\$0-.5 mil	\$1-5 mil
106F	Miraclon Corporation	\$5-10 mil	\$1-5 mil	\$5-10 mil

FTZ 164, MUSKOGEE
 GRANTEE: MUSKOGEE CITY-COUNTY PORT AUTHORITY

All Activity:

MERCHANTISE RECEIVED	EXPORTS	EMPLOYEES
\$50-75 mil	\$1-5 mil	101-150

Warehouse/Distribution Activity:

NUMBER OF OPERATORS	MERCHANTISE RECEIVED	EXPORTS	TOTAL SHIPMENTS
1	\$50-75 mil	\$1-5 mil	\$50-75 mil

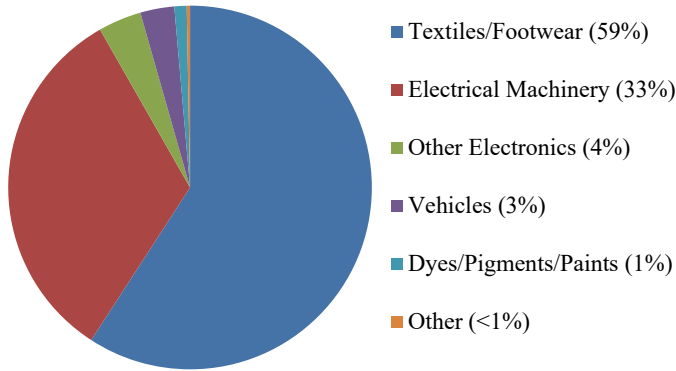
FTZ 227, DURANT
 GRANTEE: RURAL ENTERPRISES OF OKLAHOMA, INC.

All Activity:

MERCHANTISE RECEIVED	EXPORTS	EMPLOYEES
\$0	\$0	0

OREGON

TOP FOREIGN-STATUS PRODUCTS BY VALUE



STATE SUMMARY

Merchandise Received:	\$1,000-5,000 mil
Exports:	\$250-500 mil
Total Shipments:	\$1,000-5,000 mil
Employees:	5,001-6,000

FTZ 45, PORTLAND GRANTEE: PORT OF PORTLAND

All Activity:

MERCHANDISE RECEIVED	EXPORTS	EMPLOYEES
\$1,000-5,000 mil	\$250-500 mil	5,001-6,000

Warehouse/Distribution Activity:

NUMBER OF OPERATORS	MERCHANDISE RECEIVED	EXPORTS	TOTAL SHIPMENTS
3	\$250-500 mil	\$10-25 mil	\$250-500 mil

Production Activity:

	COMPANY	MERCHANDISE RECEIVED	EXPORTS	TOTAL SHIPMENTS
45F	Epson Portland Inc.	\$50-75 mil	\$.5-1 mil	\$50-75 mil
45H	Lam Research Corporation	\$1,000-5,000 mil	\$250-500 mil	\$1,000-5,000 mil

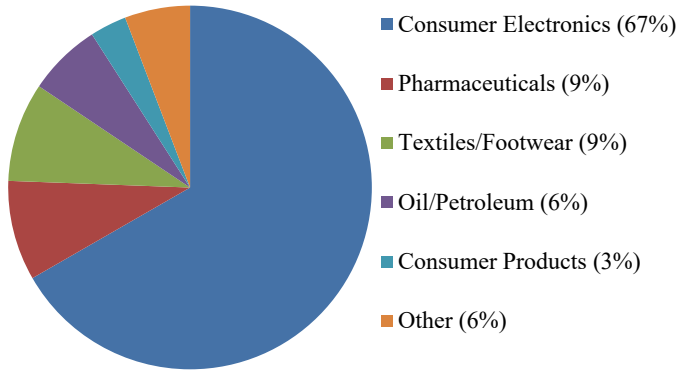
FTZ 132, COOS COUNTY GRANTEE: INTERNATIONAL PORT OF COOS BAY COMMISSION

All Activity:

MERCHANDISE RECEIVED	EXPORTS	EMPLOYEES
\$0	\$0	0

PENNSYLVANIA

TOP FOREIGN-STATUS PRODUCTS BY VALUE



STATE SUMMARY

Merchandise Received:	\$10,000-25,000 mil
Exports:	\$750-1,000 mil
Total Shipments:	\$10,000-25,000 mil
Employees:	9,001-10,000

FTZ 24, PITTSTON GRANTEE: EASTERN DISTRIBUTION CENTER, INC.

All Activity:

MERCHANDISE RECEIVED	EXPORTS	EMPLOYEES
\$750-1,000 mil	\$100-250 mil	1,251-1,500

Warehouse/Distribution Activity:

NUMBER OF OPERATORS	MERCHANDISE RECEIVED	EXPORTS	TOTAL SHIPMENTS
2	\$750-1,000 mil	\$75-100 mil	\$750-1,000 mil

Production Activity:

	COMPANY	MERCHANDISE RECEIVED	EXPORTS	TOTAL SHIPMENTS
24B	Cherokee Pharmaceuticals, LLC	\$25-50 mil	\$25-50 mil	\$50-75 mil

FTZ 33, PITTSBURGH
GRANTEE: REGIONAL INDUSTRIAL DEVELOPMENT CORPORATION OF SOUTHWESTERN

MERCHANDISE RECEIVED	EXPORTS	EMPLOYEES
\$500-750 mil	\$25-50 mil	1,001-1,250

Warehouse/Distribution Activity:

NUMBER OF OPERATORS	MERCHANDISE RECEIVED	EXPORTS	TOTAL SHIPMENTS
4	\$250-500 mil	\$25-50 mil	\$250-500 mil

Production Activity:

	COMPANY	MERCHANDISE RECEIVED	EXPORTS	TOTAL SHIPMENTS
33D	Mitsubishi Electric Power Products, Inc.	\$50-75 mil	\$0-.5 mil	\$50-75 mil
33E	DNP Imagingcomm America Corporation	\$25-50 mil	\$0-.5 mil	\$25-50 mil

FTZ 35, PHILADELPHIA
GRANTEE: PHILADELPHIA REGIONAL PORT AUTHORITY

All Activity:

MERCHANDISE RECEIVED	EXPORTS	EMPLOYEES
\$5,000-10,000 mil	\$100-250 mil	2,001-2,500

Warehouse/Distribution Activity:

NUMBER OF OPERATORS	MERCHANDISE RECEIVED	EXPORTS	TOTAL SHIPMENTS
5	\$1,000-5,000 mil	\$100-250 mil	\$1,000-5,000 mil

Production Activity:

	COMPANY	MERCHANDISE RECEIVED	EXPORTS	TOTAL SHIPMENTS
35D	Monroe Energy LLC	\$5,000-10,000 mil	\$0	\$5,000-10,000 mil
35E	Aker Philadelphia Shipyard	\$100-250 mil	\$0	\$0

FTZ 147, READING
GRANTEE: FTZ CORP OF SOUTHERN PENNSYLVANIA

All Activity:

MERCHANDISE RECEIVED	EXPORTS	EMPLOYEES
\$5,000-10,000 mil	\$250-500 mil	2,001-2,500

Warehouse/Distribution Activity:

NUMBER OF OPERATORS	MERCHANDISE RECEIVED	EXPORTS	TOTAL SHIPMENTS
8	\$5,000-10,000 mil	\$250-500 mil	\$5,000-10,000 mil

FTZ 247, ERIE
GRANTEE: ERIE-WESTERN PENNSYLVANIA PORT AUTHORITY

All Activity:

MERCHANDISE RECEIVED	EXPORTS	EMPLOYEES
\$250-500 mil	\$0	51-75

Warehouse/Distribution Activity:

NUMBER OF OPERATORS	MERCHANDISE RECEIVED	EXPORTS	TOTAL SHIPMENTS
1	\$250-500 mil	\$0	\$250-500 mil

FTZ 254, JEFFERSON COUNTY
GRANTEE: NORTH CENTRAL PENNSYLVANIA REGIONAL PLANNING AND DEVELOPMENT
COMMISSION

All Activity:

MERCHANDISE RECEIVED	EXPORTS	EMPLOYEES
\$0	\$0	0

FTZ 272, COUNTIES OF LEHIGH AND NORTHAMPTON
 GRANTEE: LEHIGH VALLEY ECONOMIC DEVELOPMENT CORPORATION

All Activity:

MERCHANDISE RECEIVED	EXPORTS	EMPLOYEES
\$5,000-10,000 mil	\$25-50 mil	1,501-2,000

NUMBER OF OPERATORS	MERCHANDISE RECEIVED	EXPORTS	TOTAL SHIPMENTS
5	\$1,000-5,000 mil	\$5-10 mil	\$1,000-5,000 mil

	COMPANY	MERCHANDISE RECEIVED	EXPORTS	TOTAL SHIPMENTS
272A	Grundfos Pumps Manufacturing Corporation	\$100-250 mil	\$10-25 mil	\$100-250 mil
272B	Piramal Critical Care, Inc.	\$25-50 mil	\$5-10 mil	\$25-50 mil

FTZ 295, CENTRAL PENNSYLVANIA
 GRANTEE: PENNSYLVANIA FOREIGN TRADE ZONE CORPORATION

All Activity:

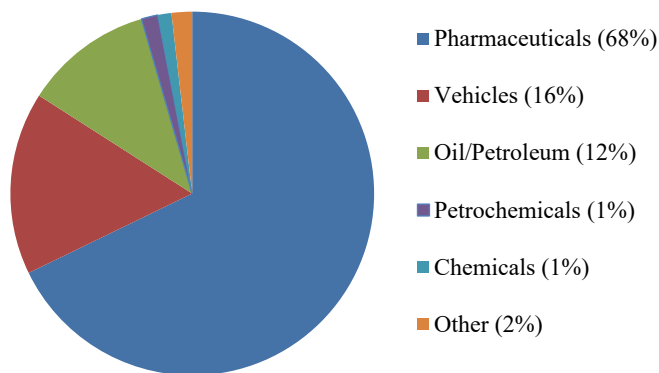
MERCHANDISE RECEIVED	EXPORTS	EMPLOYEES
\$0	\$0	1-25

Warehouse/Distribution Activity:

NUMBER OF OPERATORS	MERCHANDISE RECEIVED	EXPORTS	TOTAL SHIPMENTS
1	\$0	\$0	\$0

PUERTO RICO

TOP FOREIGN-STATUS PRODUCTS BY VALUE



STATE SUMMARY

Merchandise Received:	\$25,000-50,000 mil
Exports:	\$5,000-10,000 mil
Total Shipments:	\$10,000-25,000 mil
Employees:	15,001-16,000

FTZ 7, MAYAGUEZ

GRANTEE: PUERTO RICO INDUSTRIAL DEVELOPMENT CORPORATION

All Activity:

MERCHANDISE RECEIVED	EXPORTS	EMPLOYEES
\$10,000-25,000 mil	\$5,000-10,000 mil	11,001-12,000

Warehouse/Distribution Activity:

NUMBER OF OPERATORS	MERCHANDISE RECEIVED	EXPORTS	TOTAL SHIPMENTS
22	\$1,000-5,000 mil	\$50-75 mil	\$1,000-5,000 mil

Production Activity:

	COMPANY	MERCHANDISE RECEIVED	EXPORTS	TOTAL SHIPMENTS
7	Baxter Health Care of Puerto Rico	\$25-50 mil	\$25-50 mil	\$25-50 mil
7	CooperVision Manufacturing PR LLC	\$75-100 mil	\$1-5 mil	\$50-75 mil
7	Baxter Health Care of Puerto Rico	\$100-250 mil	\$5-10 mil	\$100-250 mil
7	IPR Pharmaceuticals, Inc.	\$50-75 mil	\$50-75 mil	\$50-75 mil
7C	Bristol Myers Squibb Company	\$1,000-5,000 mil	\$250-500 mil	\$1,000-5,000 mil
7E	FMC Agricultural Caribe Industries	\$.5-1 mil	\$1-5 mil	\$1-5 mil
7F	Puma Energy Caribe, LLC	\$1,000-5,000 mil	\$250-500 mil	\$1,000-5,000 mil
7G	MSD International GMBH	\$250-500 mil	\$10-25 mil	\$100-250 mil
7H	Ortho Biologics, Inc.	\$5-10 mil	\$1-5 mil	\$1-5 mil
7I	AbbVie Ltd.	\$50-75 mil	\$5-10 mil	\$10-25 mil
7J	Bristol-Myers Squibb Holdings	\$1,000-5,000 mil	\$1,000-5,000 mil	\$1,000-5,000 mil
7K	Lilly del Caribe, Inc.	\$5,000-10,000 mil	\$1,000-5,000 mil	\$5,000-10,000 mil
7L	Patheon Puerto Rico, Inc.	\$10-25 mil	\$5-10 mil	\$5-10 mil
7M	Amgen Manufacturing Ltd.	\$1-5 mil	\$1-5 mil	\$1-5 mil
7O	Neolpharma, Inc.	\$0	\$0	\$0-.5 mil

FTZ 61, SAN JUAN
GRANTEE: DEPARTMENT OF ECONOMIC DEVELOPMENT AND COMMERCE

All Activity:

MERCHANDISE RECEIVED	EXPORTS	EMPLOYEES
\$5,000-10,000 mil	\$250-500 mil	3,001-4,000

Warehouse/Distribution Activity:

NUMBER OF OPERATORS	MERCHANDISE RECEIVED	EXPORTS	TOTAL SHIPMENTS
24	\$1,000-5,000 mil	\$75-100 mil	\$1,000-5,000 mil

Production Activity:

	COMPANY	MERCHANDISE RECEIVED	EXPORTS	TOTAL SHIPMENTS
61D	AIAC International Pharma, LLC	\$5-10 mil	\$0	\$0
61H	Baxter Healthcare of Puerto Rico	\$50-75 mil	\$0	\$25-50 mil
61N	Janssen Ortho LLC	\$1,000-5,000 mil	\$250-500 mil	\$1,000-5,000 mil

FTZ 163, PONCE
GRANTEE: CODEZOL, C.D.

All Activity:

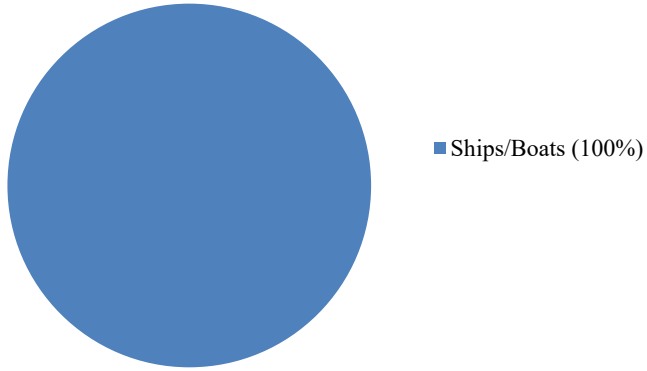
MERCHANDISE RECEIVED	EXPORTS	EMPLOYEES
\$1,000-5,000 mil	\$10-25 mil	751-1,000

Warehouse/Distribution Activity:

NUMBER OF OPERATORS	MERCHANDISE RECEIVED	EXPORTS	TOTAL SHIPMENTS
19	\$1,000-5,000 mil	\$10-25 mil	\$1,000-5,000 mil

RHODE ISLAND

TOP FOREIGN-STATUS PRODUCTS BY VALUE



STATE SUMMARY	
Merchandise Received:	\$10-25 mil
Exports:	\$0
Total Shipments:	\$10-25 mil
Employees:	1-25

FTZ 105, PROVIDENCE & NORTH KINGSTOWN
GRANTEE: RHODE ISLAND COMMERCE CORPORATION

All Activity:

MERCHANDISE RECEIVED	EXPORTS	EMPLOYEES
\$10-25 mil	\$0	1-25

Warehouse/Distribution Activity:

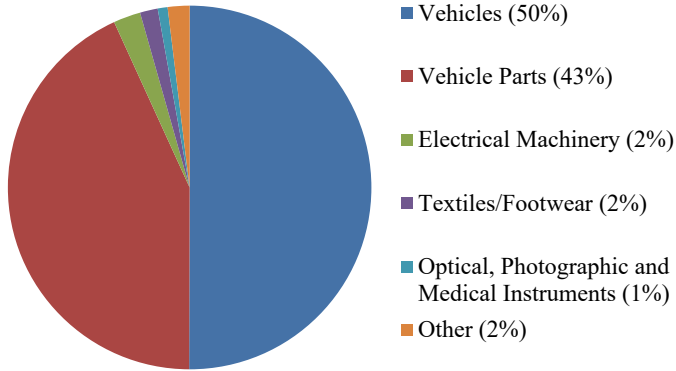
NUMBER OF OPERATORS	MERCHANDISE RECEIVED	EXPORTS	TOTAL SHIPMENTS
1	\$10-25 mil	\$0	\$10-25 mil

Production Activity:

	COMPANY	MERCHANDISE RECEIVED	EXPORTS	TOTAL SHIPMENTS
105B	Night Vision Technology Solutions LLC	\$0	\$0	\$0-.5 mil

SOUTH CAROLINA

TOP FOREIGN-STATUS PRODUCTS BY VALUE



STATE SUMMARY	
Merchandise Received:	\$25,000-50,000 mil
Exports:	\$5,000-10,000 mil
Total Shipments:	\$25,000-50,000 mil
Employees:	27,001-28,000

FTZ 21, DORCHESTER COUNTY
GRANTEE: SOUTH CAROLINA STATE PORTS AUTHORITY

All Activity:

MERCHANDISE RECEIVED	EXPORTS	EMPLOYEES
\$10,000-25,000 mil	\$5,000-10,000 mil	3,001-4,000

Warehouse/Distribution Activity:

NUMBER OF OPERATORS	MERCHANDISE RECEIVED	EXPORTS	TOTAL SHIPMENTS
13	\$10,000-25,000 mil	\$5,000-10,000 mil	\$5,000-10,000 mil

Production Activity:

	COMPANY	MERCHANDISE RECEIVED	EXPORTS	TOTAL SHIPMENTS
21	AGFA Materials, Inc.	\$75-100 mil	\$75-100 mil	\$75-100 mil
21	MAHLE Behr Charleston, Inc.	\$100-250 mil	\$1-5 mil	\$100-250 mil
21F	Volvo Car USA	\$250-500 mil	\$100-250 mil	\$250-500 mil
21G	Agru CHS Mfg., LLC	\$10-25 mil	\$1-5 mil	\$10-25 mil

FTZ 38, SPARTANBURG COUNTY
GRANTEE: SOUTH CAROLINA STATE PORTS AUTHORITY

All Activity:

MERCHANDISE RECEIVED	EXPORTS	EMPLOYEES
\$25,000-50,000 mil	\$750-1,000 mil	23,001-24,000

NUMBER OF OPERATORS	MERCHANDISE RECEIVED	EXPORTS	TOTAL SHIPMENTS
9	\$5,000-10,000 mil	\$5-10 mil	\$10,000-25,000 mil

	COMPANY	MERCHANDISE RECEIVED	EXPORTS	TOTAL SHIPMENTS
38	ZF Chassis Systems Duncan, LLC	\$100-250 mil	\$0-.5 mil	\$100-250 mil
38	Robert Bosch LLC	\$500-750 mil	\$0-.5 mil	\$500-750 mil
38A	BMW Manufacturing Company, LLC	\$10,000-25,000 mil	\$750-1,000 mil	\$10,000-25,000 mil
38C	FUJIFILM North America Corporation	\$25-50 mil	\$1-5 mil	\$25-50 mil
38D	Yanfeng US Automotive Interior Systems I LLC	\$500-750 mil	\$1-5 mil	\$250-500 mil
38E	Black & Decker (U.S.) Inc.	\$1,000-5,000 mil	\$50-75 mil	\$1,000-5,000 mil
38F	Benteler Automotive Corporation	\$1,000-5,000 mil	\$0	\$1,000-5,000 mil
38I	Cornell Dubilier Marketing, Inc.	\$10-25 mil	\$1-5 mil	\$10-25 mil
38K	ZF Transmissions Gray Court LLC	\$100-250 mil	\$10-25 mil	\$100-250 mil
38M	Black & Decker, Inc.	\$100-250 mil	\$0	\$100-250 mil
38N	Electrolux Home Products, Inc.	\$250-500 mil	\$0	\$250-500 mil
38P	AFL Telecommunications, LLC	\$50-75 mil	\$5-10 mil	\$50-75 mil

FTZ 127, WEST COLUMBIA

All Activity:


MERCHANDISE RECEIVED	EXPORTS	EMPLOYEES
\$500-750 mil	\$0	251-500

NUMBER OF OPERATORS	MERCHANDISE RECEIVED	EXPORTS	TOTAL SHIPMENTS
1	\$250-500 mil	\$0	\$250-500 mil

	COMPANY	MERCHANDISE RECEIVED	EXPORTS	TOTAL SHIPMENTS
127	Komatsu America Corporation	\$250-500 mil	\$0	\$250-500 mil

SOUTH DAKOTA

TOP FOREIGN-STATUS PRODUCTS BY VALUE



Textiles/Footwear (100%)

STATE SUMMARY

Merchandise Received:	\$100-250 mil
Exports:	\$10-25 mil
Total Shipments:	\$100-250 mil
Employees:	251-500

FTZ 220, SIOUX FALLS GRANTEE: SIOUX FALLS DEVELOPMENT FOUNDATION

All Activity:

MERCHANDISE RECEIVED	EXPORTS	EMPLOYEES
\$100-250 mil	\$10-25 mil	251-500

Warehouse/Distribution Activity:

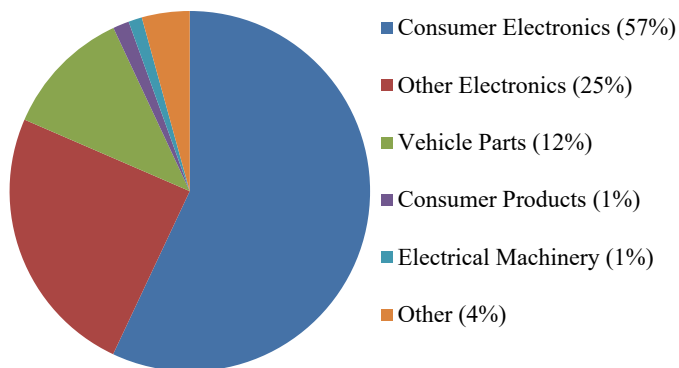
NUMBER OF OPERATORS	MERCHANDISE RECEIVED	EXPORTS	TOTAL SHIPMENTS
0	\$0	\$0	\$0

Production Activity:

	COMPANY	MERCHANDISE RECEIVED	EXPORTS	TOTAL SHIPMENTS
220	Rosenbauer America	\$100-250 mil	\$10-25 mil	\$100-250 mil

TENNESSEE

TOP FOREIGN-STATUS PRODUCTS BY VALUE



STATE SUMMARY

Merchandise Received:	\$25,000-50,000 mil
Exports:	\$1,000-5,000 mil
Total Shipments:	\$25,000-50,000 mil
Employees:	23,001-24,000

FTZ 77, MEMPHIS GRANTEE: CITY OF MEMPHIS

All Activity:

MERCHANDISE RECEIVED	EXPORTS	EMPLOYEES
\$1,000-5,000 mil	\$75-100 mil	2,001-2,500

Warehouse/Distribution Activity:

NUMBER OF OPERATORS	MERCHANDISE RECEIVED	EXPORTS	TOTAL SHIPMENTS
4	\$1,000-5,000 mil	\$75-100 mil	\$1,000-5,000 mil

Production Activity:

	COMPANY	MERCHANDISE RECEIVED	EXPORTS	TOTAL SHIPMENTS
77A	Sharp Manufacturing Company	\$75-100 mil	\$0	\$75-100 mil
77B	Brother Industries (USA), Inc.	\$50-75 mil	\$5-10 mil	\$50-75 mil

FTZ 78, NASHVILLE
GRANTEE: METROPOLITAN GOVERNMENT OF NASHVILLE AND DAVIDSON COUNTY

All Activity:

MERCHANDISE RECEIVED	EXPORTS	EMPLOYEES
\$25,000-50,000 mil	\$1,000-5,000 mil	13,001-14,000

Warehouse/Distribution Activity:

NUMBER OF OPERATORS	MERCHANDISE RECEIVED	EXPORTS	TOTAL SHIPMENTS
5	\$10,000-25,000 mil	\$750-1,000 mil	\$10,000-25,000 mil

Production Activity:

	COMPANY	MERCHANDISE RECEIVED	EXPORTS	TOTAL SHIPMENTS
78A	Nissan North America, Inc.	\$5,000-10,000 mil	\$750-1,000 mil	\$5,000-10,000 mil
78L	Envision AESC US LLC	\$250-500 mil	\$75-100 mil	\$100-250 mil
78N	Lasko Products, LLC	\$100-250 mil	\$1-5 mil	\$100-250 mil

FTZ 134, CHATTANOOGA
GRANTEE: CHATTANOOGA CHAMBER FOUNDATION

All Activity:

MERCHANDISE RECEIVED	EXPORTS	EMPLOYEES
\$1,000-5,000 mil	\$100-250 mil	5,001-6,000

Warehouse/Distribution Activity:

NUMBER OF OPERATORS	MERCHANDISE RECEIVED	EXPORTS	TOTAL SHIPMENTS
0	\$0	\$0	\$0

Production Activity:

	COMPANY	MERCHANDISE RECEIVED	EXPORTS	TOTAL SHIPMENTS
134	Sofix LLC	\$10-25 mil	\$10-25 mil	\$10-25 mil
134	Volkswagen Group of America	\$1,000-5,000 mil	\$100-250 mil	\$1,000-5,000 mil
134	Komatsu North America	\$250-500 mil	\$0	\$250-500 mil
134B	Wacker Polysilicon North America	\$50-75 mil	\$0-.5 mil	\$25-50 mil

FTZ 148, KNOXVILLE

GRANTEE: INDUSTRIAL DEVELOPMENT BOARD OF BLOUNT COUNTY AND THE CITIES OF ALCOA AND MARYVILLE

All Activity:

MERCHANDISE RECEIVED	EXPORTS	EMPLOYEES
\$1,000-5,000 mil	\$100-250 mil	101-150

Warehouse/Distribution Activity:

NUMBER OF OPERATORS	MERCHANDISE RECEIVED	EXPORTS	TOTAL SHIPMENTS
1	\$1,000-5,000 mil	\$100-250 mil	\$1,000-5,000 mil

FTZ 204, TRI-CITIES

GRANTEE: TRI-CITIES AIRPORT COMMISSION

All Activity:

MERCHANDISE RECEIVED	EXPORTS	EMPLOYEES
\$1,000-5,000 mil	\$250-500 mil	26-50

Warehouse/Distribution Activity:

NUMBER OF OPERATORS	MERCHANDISE RECEIVED	EXPORTS	TOTAL SHIPMENTS
0	\$0	\$0	\$0

Production Activity:

	COMPANY	MERCHANDISE RECEIVED	EXPORTS	TOTAL SHIPMENTS
204B	Eastman Chemical Company	\$1,000-5,000 mil	\$250-500 mil	\$1,000-5,000 mil

FTZ 223, MEMPHIS

GRANTEE: MEMPHIS INTERNATIONAL TRADE DEVELOPMENT CORPORATION

All Activity:

MERCHANDISE RECEIVED	EXPORTS	EMPLOYEES
\$0	\$0	0

GRANTEE: NORTHWEST TENNESSEE REGIONAL PORT AUTHORITY

All Activity:

MERCHANDISE RECEIVED	EXPORTS	EMPLOYEES
\$750-1,000 mil	\$75-100 mil	1,501-2,000

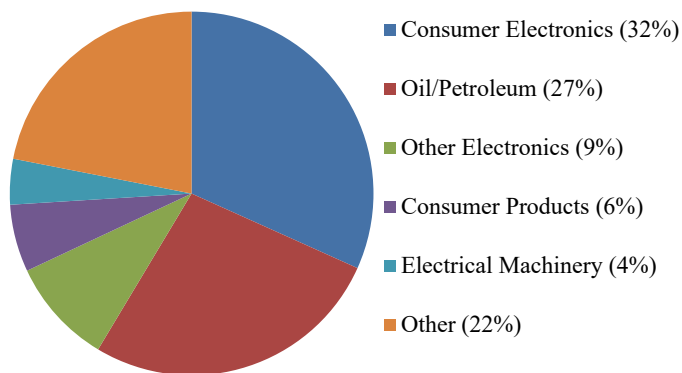
Warehouse/Distribution Activity:

NUMBER OF OPERATORS	MERCHANDISE RECEIVED	EXPORTS	TOTAL SHIPMENTS
2	\$50-75 mil	\$1-5 mil	\$50-75 mil

	COMPANY	MERCHANDISE RECEIVED	EXPORTS	TOTAL SHIPMENTS
283	MAT Industries, LLC	\$10-25 mil	\$0	\$10-25 mil
283A	MTD Consumer Group Inc.	\$500-750 mil	\$50-75 mil	\$500-750 mil

TEXAS

TOP FOREIGN-STATUS PRODUCTS BY VALUE



STATE SUMMARY	
Merchandise Received:	>\$100,000 mil
Exports:	\$50,000-75,000 mil
Total Shipments:	>\$100,000 mil
Employees:	49,001-50,000

FTZ 12, MCALLEN
GRANTEE: MCALLEN FOREIGN TRADE ZONE, INC.

All Activity:

MERCHANDISE RECEIVED	EXPORTS	EMPLOYEES
\$1,000-5,000 mil	\$1,000-5,000 mil	501-750

Warehouse/Distribution Activity:

NUMBER OF OPERATORS	MERCHANDISE RECEIVED	EXPORTS	TOTAL SHIPMENTS
3	\$1,000-5,000 mil	\$1,000-5,000 mil	\$1,000-5,000 mil

Production Activity:

	COMPANY	MERCHANDISE RECEIVED	EXPORTS	TOTAL SHIPMENTS
12A	TST NA TRIM, LLC	\$10-25 mil	\$25-50 mil	\$25-50 mil
12C	Black & Decker (U.S.), Inc.	\$100-250 mil	\$0-.5 mil	\$100-250 mil

FTZ 36, GALVESTON
GRANTEE: BOARD OF TRUSTEES OF THE GALVESTON WHARVES

All Activity:

MERCHANDISE RECEIVED	EXPORTS	EMPLOYEES
\$750-1,000 mil	\$10-25 mil	251-500

Warehouse/Distribution Activity:

NUMBER OF OPERATORS	MERCHANDISE RECEIVED	EXPORTS	TOTAL SHIPMENTS
4	\$750-1,000 mil	\$10-25 mil	\$750-1,000 mil

FTZ 39, DALLAS/FORT WORTH
GRANTEE: DALLAS/FORT WORTH INTERNATIONAL AIRPORT BOARD

All Activity:

MERCHANDISE RECEIVED	EXPORTS	EMPLOYEES
\$5,000-10,000 mil	\$500-750 mil	3,001-4,000

Warehouse/Distribution Activity:

NUMBER OF OPERATORS	MERCHANDISE RECEIVED	EXPORTS	TOTAL SHIPMENTS
20	\$5,000-10,000 mil	\$100-250 mil	\$1,000-5,000 mil

Production Activity:

	COMPANY	MERCHANDISE RECEIVED	EXPORTS	TOTAL SHIPMENTS
39	Dallas Airmotive	\$500-750 mil	\$250-500 mil	\$750-1,000 mil
39	Lasko Products, Inc.	\$100-250 mil	\$1-5 mil	\$100-250 mil
39C	Sanden International (U.S.A.), Inc.	\$100-250 mil	\$1-5 mil	\$100-250 mil
39I	Safran Helicopter Engines USA, Inc.	\$250-500 mil	\$0	\$250-500 mil

FTZ 62, BROWNSVILLE
GRANTEE: BROWNSVILLE NAVIGATION DISTRICT

All Activity:

MERCHANDISE RECEIVED	EXPORTS	EMPLOYEES
\$5,000-10,000 mil	\$5,000-10,000 mil	751-1,000

Warehouse/Distribution Activity:

NUMBER OF OPERATORS	MERCHANDISE RECEIVED	EXPORTS	TOTAL SHIPMENTS
14	\$5,000-10,000 mil	\$5,000-10,000 mil	\$5,000-10,000 mil

FTZ 68, EL PASO
GRANTEE: CITY OF EL PASO

All Activity:

MERCHANDISE RECEIVED	EXPORTS	EMPLOYEES
\$1,000-5,000 mil	\$750-1,000 mil	501-750

Warehouse/Distribution Activity:

NUMBER OF OPERATORS	MERCHANDISE RECEIVED	EXPORTS	TOTAL SHIPMENTS
10	\$1,000-5,000 mil	\$750-1,000 mil	\$1,000-5,000 mil

FTZ 80, SAN ANTONIO
GRANTEE: CITY OF SAN ANTONIO

All Activity:

MERCHANDISE RECEIVED	EXPORTS	EMPLOYEES
\$250-500 mil	\$50-75 mil	251-500

Warehouse/Distribution Activity:

NUMBER OF OPERATORS	MERCHANDISE RECEIVED	EXPORTS	TOTAL SHIPMENTS
2	\$100-250 mil	\$0	\$100-250 mil

Production Activity:

	COMPANY	MERCHANDISE RECEIVED	EXPORTS	TOTAL SHIPMENTS
80E	CGT U.S. Limited	\$75-100 mil	\$50-75 mil	\$50-75 mil

FTZ 84, HOUSTON
GRANTEE: PORT OF HOUSTON AUTHORITY

All Activity:

MERCHANDISE RECEIVED	EXPORTS	EMPLOYEES
\$25,000-50,000 mil	\$5,000-10,000 mil	8,001-9,000

Warehouse/Distribution Activity:

NUMBER OF OPERATORS	MERCHANDISE RECEIVED	EXPORTS	TOTAL SHIPMENTS
40	\$10,000-25,000 mil	\$1,000-5,000	\$10,000-25,000 mil

	COMPANY	MERCHANDISE RECEIVED	EXPORTS	TOTAL SHIPMENTS
84	Mitsubishi Logisnext Americas (Houston) Inc.	\$500-750 mil	\$50-75 mil	\$500-750 mil
84	MHI Compressor International Corporation	\$75-100 mil	\$0	\$100-250 mil
84	Coreworks Heat Exchangers	\$0-.5 mil	\$0	\$0-.5 mil
84H	Pressure Controls	\$100-250 mil	\$100-250 mil	\$100-250 mil
84I	Tuboscope	\$5-10 mil	\$.5-1 mil	\$5-10 mil
84K	Dril-Quip, Inc.	\$100-250 mil	\$10-25 mil	\$25-50 mil
84M	Hydril USA Distribution	\$50-75 mil	\$5-10 mil	\$10-25 mil
84O	ExxonMobil	\$25,000-50,000 mil	\$1,000-5,000 mil	\$25,000-50,000 mil
84T	Toshiba International Corporation	\$50-75 mil	\$0	\$50-75 mil
84AA	Schlumberger Technology Corporation	\$10-25 mil	\$10-25 mil	\$10-25 mil

FTZ 94, LAREDO
GRANTEE: CITY OF LAREDO

All Activity:

MERCHANDISE RECEIVED	EXPORTS	EMPLOYEES
\$750-1,000 mil	\$500-750 mil	151-250

Warehouse/Distribution Activity:

NUMBER OF OPERATORS	MERCHANDISE RECEIVED	EXPORTS	TOTAL SHIPMENTS
37	\$750-1,000 mil	\$500-750 mil	\$500-750 mil

FTZ 95, STARR COUNTY
 GRANTEE: STARR COUNTY INDUSTRIAL FOUNDATION

All Activity:

MERCHANDISE RECEIVED	EXPORTS	EMPLOYEES
\$0	\$0	0

FTZ 96, EAGLE PASS
 GRANTEE: CITY OF EAGLE PASS

All Activity:

MERCHANDISE RECEIVED	EXPORTS	EMPLOYEES
\$0	\$0	0

FTZ 113, ELLIS COUNTY
 GRANTEE: ELLIS COUNTY TRADE ZONE CORPORATION

All Activity:

MERCHANDISE RECEIVED	EXPORTS	EMPLOYEES
\$0	\$0	0

FTZ 115, BEAUMONT
 GRANTEE: FOREIGN-TRADE ZONE OF SOUTHEAST TEXAS, INC.

All Activity:

MERCHANDISE RECEIVED	EXPORTS	EMPLOYEES
\$10,000-25,000 mil	\$5,000-10,000 mil	3,001-4,000

Warehouse/Distribution Activity:

NUMBER OF OPERATORS	MERCHANDISE RECEIVED	EXPORTS	TOTAL SHIPMENTS
1	\$10-25 mil	\$0	\$10-25 mil

Production Activity:

	COMPANY	MERCHANDISE RECEIVED	EXPORTS	TOTAL SHIPMENTS
115B	ExxonMobil Oil Corporation	\$10,000-25,000 mil	\$5,000-10,000 mil	\$10,000-25,000 mil

FTZ 116, PORT ARTHUR
GRANTEE: FOREIGN-TRADE ZONE OF SOUTHEAST TEXAS, INC.

All Activity:

MERCHANDISE RECEIVED	EXPORTS	EMPLOYEES
\$25,000-50,000 mil	\$10,000-25,000 mil	4,001-5,000

Warehouse/Distribution Activity:

NUMBER OF OPERATORS	MERCHANDISE RECEIVED	EXPORTS	TOTAL SHIPMENTS
1	\$0	\$75-100 mil	\$1,000-5,000 mil

	COMPANY	MERCHANDISE RECEIVED	EXPORTS	TOTAL SHIPMENTS
116A	Motiva Enterprises LLC	\$10,000-25,000 mil	\$1,000-5,000 mil	\$25,000-50,000 mil
116B	TotalEnergies Petrochemicals & Refining USA, Inc.	\$5,000-10,000 mil	\$0	\$5,000-10,000 mil
116C	Premcor Refining Group	\$10,000-25,000 mil	\$5,000-10,000 mil	\$10,000-25,000 mil
116E	Golden Pass LNG Terminal LLC	\$100-250 mil	\$0	\$0-.5 mil

FTZ 117, ORANGE
GRANTEE: FOREIGN-TRADE ZONE OF SOUTHEAST TEXAS, INC.

All Activity:

MERCHANDISE RECEIVED	EXPORTS	EMPLOYEES
\$0	\$0	0

FTZ 122, CORPUS CHRISTI
GRANTEE: PORT OF CORPUS CHRISTI AUTHORITY

All Activity:

MERCHANDISE RECEIVED	EXPORTS	EMPLOYEES
\$10,000-25,000 mil	\$1,000-5,000 mil	5,001-6,000

NUMBER OF OPERATORS	MERCHANDISE RECEIVED	EXPORTS	TOTAL SHIPMENTS
2	\$75-100 mil	\$50-75 mil	\$50-75 mil

	COMPANY	MERCHANDISE RECEIVED	EXPORTS	TOTAL SHIPMENTS
122	Excalibar Minerals, LLC	\$10-25 mil	\$0	\$10-25 mil
122I	Citgo Refining	\$5,000-10,000 mil	\$0	\$5,000-10,000 mil
122J	Valero Refining Company	\$10,000-25,000 mil	\$1,000-5,000 mil	\$10,000-25,000 mil
122P	Kiewit Offshore Services, Ltd.	\$50-75 mil	\$0	\$1-5 mil
122R	Halliburton Energy Services, Inc.	\$5-10 mil	\$0	\$5-10 mil
122T	voestalpine Texas, LLC	\$500-750 mil	\$0	\$500-750 mil
122V	Superior Weighting Products, LLC	\$25-50 mil	\$0	\$25-50 mil
122W	Gulf Coast Growth Ventures LLC	\$1-5 mil	\$0	\$5-10 mil

FTZ 149, FREEPORT
GRANTEE: PORT FREEPORT

All Activity:

MERCHANDISE RECEIVED	EXPORTS	EMPLOYEES
\$10,000-25,000 mil	\$1,000-5,000 mil	2,501-3,000

Warehouse/Distribution Activity:

NUMBER OF OPERATORS	MERCHANDISE RECEIVED	EXPORTS	TOTAL SHIPMENTS
3	\$500-750 mil	\$0-.5 mil	\$250-500 mil

Production Activity:

	COMPANY	MERCHANDISE RECEIVED	EXPORTS	TOTAL SHIPMENTS
149B	DSM Nutritional Products	\$10-25 mil	\$10-25 mil	\$10-25 mil
149C	Phillips 66 Company	\$10,000-25,000 mil	\$1,000-5,000 mil	\$10,000-25,000 mil

FTZ 150, EL PASO
GRANTEE: WESTPORT ECONOMIC DEVELOPMENT CORPORATION

All Activity:

MERCHANDISE RECEIVED	EXPORTS	EMPLOYEES
\$1,000-5,000 mil	\$1,000-5,000 mil	101-150

Warehouse/Distribution Activity:

NUMBER OF OPERATORS	MERCHANDISE RECEIVED	EXPORTS	TOTAL SHIPMENTS
1	\$1,000-5,000 mil	\$1,000-5,000 mil	\$1,000-5,000 mil

FTZ 155, CALHOUN/VICTORIA COUNTIES
GRANTEE: CALHOUN-VICTORIA FOREIGN-TRADE ZONE, INC.

All Activity:

MERCHANDISE RECEIVED	EXPORTS	EMPLOYEES
\$75-100 mil	\$1-5 mil	501-750

Warehouse/Distribution Activity:

NUMBER OF OPERATORS	MERCHANDISE RECEIVED	EXPORTS	TOTAL SHIPMENTS
0	\$0	\$0	\$0

Production Activity:

	COMPANY	MERCHANDISE RECEIVED	EXPORTS	TOTAL SHIPMENTS
155	Caterpillar Inc.	\$75-100 mil	\$1-5 mil	\$50-75 mil

FTZ 156, HIDALGO COUNTY
GRANTEE: HIDALGO COUNTY REGIONAL FOREIGN TRADE ZONE

All Activity:

MERCHANDISE RECEIVED	EXPORTS	EMPLOYEES
\$0	\$0	0

FTZ 165, MIDLAND
GRANTEE: CITY OF MIDLAND

All Activity:

MERCHANDISE RECEIVED	EXPORTS	EMPLOYEES
\$0	\$0	0

FTZ 168, DALLAS/FORT WORTH
GRANTEE: METROPLEX INTERNATIONAL TRADE DEVELOPMENT CORPORATION

MERCHANDISE RECEIVED	EXPORTS	EMPLOYEES
\$10,000-25,000 mil	\$100-250 mil	1,001-1,250

Warehouse/Distribution Activity:

NUMBER OF OPERATORS	MERCHANDISE RECEIVED	EXPORTS	TOTAL SHIPMENTS
8	\$1,000-5,000 mil	\$75-100 mil	\$1,000-5,000 mil

Production Activity:

	COMPANY	MERCHANDISE RECEIVED	EXPORTS	TOTAL SHIPMENTS
168D	Samsung Electronics America	\$10,000-25,000 mil	\$0	\$5,000-10,000 mil
168E	Gulfstream Aerospace	\$250-500 mil	\$25-50 mil	\$250-500 mil

FTZ 171, LIBERTY COUNTY
GRANTEE: LIBERTY COUNTY ECONOMIC DEVELOPMENT CORPORATION

All Activity:

MERCHANDISE RECEIVED	EXPORTS	EMPLOYEES
\$5,000-10,000 mil	\$1,000-5,000 mil	501-750

Warehouse/Distribution Activity:

NUMBER OF OPERATORS	MERCHANDISE RECEIVED	EXPORTS	TOTAL SHIPMENTS
5	\$5,000-10,000 mil	\$1,000-5,000 mil	\$5,000-10,000 mil

Production Activity:

	COMPANY	MERCHANDISE RECEIVED	EXPORTS	TOTAL SHIPMENTS
171B	CCZJV-GPX	\$100-250 mil	\$0	\$25-50 mil

FTZ 183, AUSTIN
GRANTEE: FOREIGN TRADE ZONE OF CENTRAL TEXAS, INC.

All Activity:

MERCHANDISE RECEIVED	EXPORTS	EMPLOYEES
\$100-250 mil	\$50-75 mil	4,001-5,000

Warehouse/Distribution Activity:

NUMBER OF OPERATORS	MERCHANDISE RECEIVED	EXPORTS	TOTAL SHIPMENTS
1	\$1-5 mil	\$1-5 mil	\$1-5 mil

Production Activity:

	COMPANY	MERCHANDISE RECEIVED	EXPORTS	TOTAL SHIPMENTS
183B	Samsung Austin Semiconductor	\$50-75 mil	\$0	\$0
183C	Flextronics America, LLC	\$100-250 mil	\$50-75 mil	\$100-250 mil
183D	Rohr, Inc.	\$1-5 mil	\$1-5 mil	\$1-5 mil

FTZ 196, FORT WORTH
GRANTEE: ALLIANCE CORRIDOR, INC.

All Activity:

MERCHANDISE RECEIVED	EXPORTS	EMPLOYEES
\$10,000-25,000 mil	\$1,000-5,000 mil	1,501-2,000

Warehouse/Distribution Activity:

NUMBER OF OPERATORS	MERCHANDISE RECEIVED	EXPORTS	TOTAL SHIPMENTS
8	\$1,000-5,000 mil	\$50-75 mil	\$1,000-5,000 mil

Production Activity:

	COMPANY	MERCHANDISE RECEIVED	EXPORTS	TOTAL SHIPMENTS
196A	TTI, Inc.	\$5,000-10,000 mil	\$1,000-5,000 mil	\$5,000-10,000 mil

FTZ 199, TEXAS CITY
GRANTEE: TEXAS CITY FOREIGN-TRADE ZONE CORPORATION

All Activity:

MERCHANDISE RECEIVED	EXPORTS	EMPLOYEES
\$25,000-50,000 mil	\$5,000-10,000 mil	7,001-8,000

Warehouse/Distribution Activity:

NUMBER OF OPERATORS	MERCHANDISE RECEIVED	EXPORTS	TOTAL SHIPMENTS
0	\$0	\$0	\$0

	COMPANY	MERCHANDISE RECEIVED	EXPORTS	TOTAL SHIPMENTS
199A	Marathon Petroleum Company LP	\$10,000-25,000 mil	\$1,000-5,000 mil	\$10,000-25,000 mil
199C	Valero Refining - Texas, LP	\$5,000-10,000 mil	\$1,000-5,000 mil	\$5,000-10,000 mil

FTZ 234, GREGG COUNTY
GRANTEE: GREGG COUNTY

All Activity:

MERCHANDISE RECEIVED	EXPORTS	EMPLOYEES
\$250-500 mil	\$0	751-1,000

Warehouse/Distribution Activity:

NUMBER OF OPERATORS	MERCHANDISE RECEIVED	EXPORTS	TOTAL SHIPMENTS
1	\$250-500 mil	\$0	\$250-500 mil

Production Activity:

	COMPANY	MERCHANDISE RECEIVED	EXPORTS	TOTAL SHIPMENTS
234B	Joy Global Longview Operations LLC	\$10-25 mil	\$0	\$5-10 mil

FTZ 246, WACO
GRANTEE: CITY OF WACO

All Activity:

MERCHANDISE RECEIVED	EXPORTS	EMPLOYEES
\$0	\$0	0

FTZ 252, AMARILLO
GRANTEE: CITY OF AMARILLO

MERCHANDISE RECEIVED	EXPORTS	EMPLOYEES
\$0	\$0	0

FTZ 258, BOWIE COUNTY
GRANTEE: TEXAMERICAS CENTER

All Activity:

MERCHANDISE RECEIVED	EXPORTS	EMPLOYEES
\$0	\$0	0

FTZ 260, LUBBOCK
GRANTEE: CITY OF LUBBOCK

All Activity:

MERCHANDISE RECEIVED	EXPORTS	EMPLOYEES
\$25-50 mil	\$0-.5 mil	26-50

Warehouse/Distribution Activity:

NUMBER OF OPERATORS	MERCHANDISE RECEIVED	EXPORTS	TOTAL SHIPMENTS
3	\$25-50 mil	\$0-.5 mil	\$10-25 mil

FTZ 265, CONROE (MONTGOMERY COUNTY)
GRANTEE: CITY OF CONROE

All Activity:

MERCHANDISE RECEIVED	EXPORTS	EMPLOYEES
\$0	\$0	0

FTZ 269, ATHENS
GRANTEE: ATHENS ECONOMIC DEVELOPMENT CORPORATION

MERCHANDISE RECEIVED	EXPORTS	EMPLOYEES
\$0	\$0	0

FTZ 297, LUFKIN
GRANTEE: CITY OF LUFKIN

All Activity:

MERCHANDISE RECEIVED	EXPORTS	EMPLOYEES
\$0	\$0	0

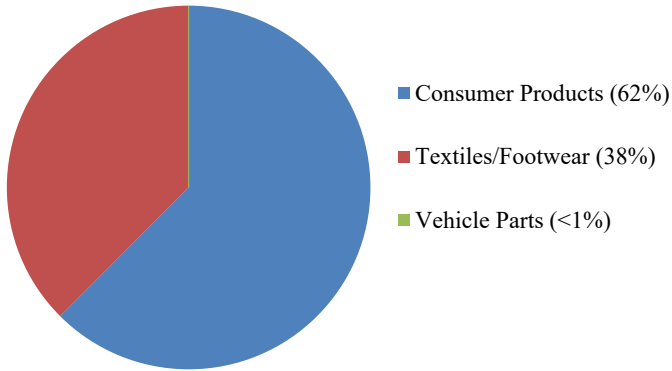
FTZ 299, SMITH COUNTY
GRANTEE: TYLER ECONOMIC DEVELOPMENT COUNCIL

All Activity:

MERCHANDISE RECEIVED	EXPORTS	EMPLOYEES
\$0	\$0	0

UTAH

TOP FOREIGN-STATUS PRODUCTS BY VALUE



STATE SUMMARY

Merchandise Received:	\$250-500 mil
Exports:	\$1-5 mil
Total Shipments:	\$250-500 mil
Employees:	101-150

FTZ 30, SALT LAKE CITY GRANTEE: SALT LAKE CITY CORPORATION

All Activity:

MERCHANDISE RECEIVED	EXPORTS	EMPLOYEES
\$250-500 mil	\$1-5 mil	101-150

Warehouse/Distribution Activity:

NUMBER OF OPERATORS	MERCHANDISE RECEIVED	EXPORTS	TOTAL SHIPMENTS
3	\$250-500 mil	\$1-5 mil	\$250-500 mil

VERMONT

FTZ 55, BURLINGTON
GRANTEE: GREATER BURLINGTON INDUSTRIAL CORPORATION

All Activity:

MERCHANDISE RECEIVED	EXPORTS	EMPLOYEES
\$0	\$0	0

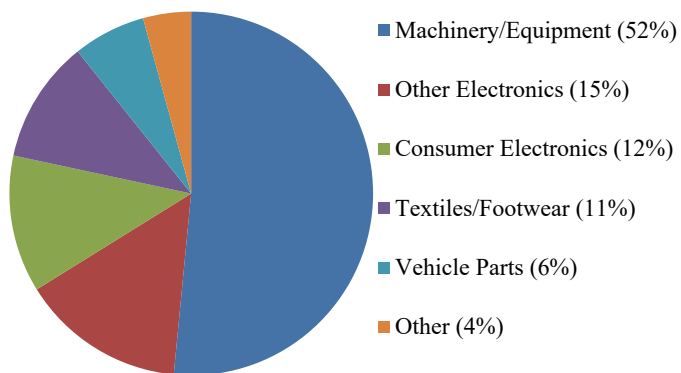
FTZ 268, BRATTLEBORO
GRANTEE: BRATTLEBORO FOREIGN-TRADE ZONE LLC

All Activity:

MERCHANDISE RECEIVED	EXPORTS	EMPLOYEES
\$0	\$0	0

VIRGINIA

TOP FOREIGN-STATUS PRODUCTS BY VALUE



STATE SUMMARY	
Merchandise Received:	\$1,000-5,000 mil
Exports:	\$250-500 mil
Total Shipments:	\$1,000-5,000 mil
Employees:	6,001-7,000

FTZ 20, SUFFOLK				
GRANTEE: VIRGINIA PORT AUTHORITY				
All Activity:				
MERCHANDISE RECEIVED	EXPORTS	EMPLOYEES		
\$1,000-5,000 mil	\$250-500 mil	4,001-5,000		
Warehouse/Distribution Activity:				
NUMBER OF OPERATORS	MERCHANDISE RECEIVED	EXPORTS	TOTAL SHIPMENTS	
5	\$500-750 mil	\$100-250 mil	\$500-750 mil	
Production Activity:				
	COMPANY	MERCHANDISE RECEIVED	EXPORTS	TOTAL SHIPMENTS
20D	Canon Virginia, Inc.	\$100-250 mil	\$10-25 mil	\$100-250 mil
20E	STIHL Inc.	\$1,000-5,000 mil	\$100-250 mil	\$1,000-5,000 mil

FTZ 137, WASHINGTON DULLES INTERNATIONAL AIRPORT
 GRANTEE: WASHINGTON DULLES FOREIGN-TRADE ZONE

All Activity:

MERCHANDISE RECEIVED	EXPORTS	EMPLOYEES
\$.5-1 mil	\$0	1-25

Warehouse/Distribution Activity:

NUMBER OF OPERATORS	MERCHANDISE RECEIVED	EXPORTS	TOTAL SHIPMENTS
1	\$.5-1 mil	\$0	\$1-5 mil

FTZ 185, CULPEPER COUNTY
 GRANTEE: COUNTY OF CULPEPER

All Activity:

MERCHANDISE RECEIVED	EXPORTS	EMPLOYEES
\$25-50 mil	\$10-25 mil	1,251-1,500

Warehouse/Distribution Activity:

NUMBER OF OPERATORS	MERCHANDISE RECEIVED	EXPORTS	TOTAL SHIPMENTS
0	\$0	\$0	\$0

Production Activity:

	COMPANY	MERCHANDISE RECEIVED	EXPORTS	TOTAL SHIPMENTS
185C	Merck & Co., Inc.	\$25-50 mil	\$10-25 mil	\$25-50 mil

FTZ 204, TRI-CITIES

All Activity:

MERCHANDISE RECEIVED	EXPORTS	EMPLOYEES
\$1,000-5,000 mil	\$250-500 mil	26-50

Warehouse/Distribution Activity:

NUMBER OF OPERATORS	MERCHANDISE RECEIVED	EXPORTS	TOTAL SHIPMENTS
0	\$0	\$0	\$0

	COMPANY	MERCHANDISE RECEIVED	EXPORTS	TOTAL SHIPMENTS
204B	Eastman Chemical Company	\$1,000-5,000 mil	\$250-500 mil	\$1,000-5,000 mil

FTZ 207, RICHMOND

GRANTEE: CAPITAL REGION AIRPORT COMMISSION

All Activity:

MERCHANDISE RECEIVED	EXPORTS	EMPLOYEES
\$250-500 mil	\$.5-1 mil	251-500

Warehouse/Distribution Activity:

NUMBER OF OPERATORS	MERCHANDISE RECEIVED	EXPORTS	TOTAL SHIPMENTS
2	\$250-500 mil	\$.5-1 mil	\$250-500 mil

FTZ 238, DUBLIN

GRANTEE: NEW RIVER VALLEY ECONOMIC DEVELOPMENT ALLIANCE, INC.

All Activity:

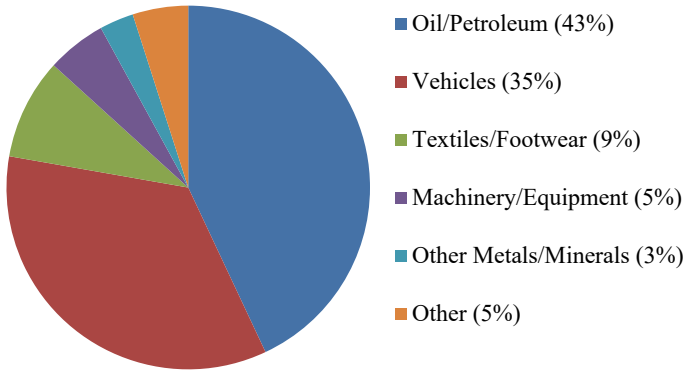
MERCHANDISE RECEIVED	EXPORTS	EMPLOYEES
\$500-750 mil	\$0	151-250

Warehouse/Distribution Activity:

NUMBER OF OPERATORS	MERCHANDISE RECEIVED	EXPORTS	TOTAL SHIPMENTS
1	\$500-750 mil	\$0	\$250-500 mil

WASHINGTON

TOP FOREIGN-STATUS PRODUCTS BY VALUE



STATE SUMMARY	
Merchandise Received:	\$10,000-25,000 mil
Exports:	\$750-1,000 mil
Total Shipments:	\$10,000-25,000 mil
Employees:	4,001-5,000

FTZ 5, SEATTLE			
GRANTEE: PORT OF SEATTLE			
All Activity:			
MERCHANDISE RECEIVED	EXPORTS	EMPLOYEES	
\$1,000-5,000 mil	\$100-250 mil	151-250	
Warehouse/Distribution Activity:			
NUMBER OF OPERATORS	MERCHANDISE RECEIVED	EXPORTS	TOTAL SHIPMENTS
4	\$1,000-5,000 mil	\$100-250 mil	\$1,000-5,000 mil

FTZ 85, EVERETT			
GRANTEE: PORT OF EVERETT			
All Activity:			
MERCHANDISE RECEIVED	EXPORTS	EMPLOYEES	
\$.5-1 mil	\$1-5 mil	1-25	
Warehouse/Distribution Activity:			
NUMBER OF OPERATORS	MERCHANDISE RECEIVED	EXPORTS	TOTAL SHIPMENTS
1	\$.5-1 mil	\$1-5 mil	\$1-5 mil

FTZ 86, TACOMA
GRANTEE: PORT OF TACOMA

All Activity:

MERCHANDISE RECEIVED	EXPORTS	EMPLOYEES
\$5,000-10,000 mil	\$100-250 mil	1,001-1,250

NUMBER OF OPERATORS	MERCHANDISE RECEIVED	EXPORTS	TOTAL SHIPMENTS
5	\$1,000-5,000 mil	\$100-250 mil	\$1,000-5,000 mil

	COMPANY	MERCHANDISE RECEIVED	EXPORTS	TOTAL SHIPMENTS
86D	Marathon Petroleum Company LP	\$1,000-5,000 mil	\$25-50 mil	\$1,000-5,000 mil
86H	Stella Jones Corporation	\$5-10 mil	\$5-10 mil	\$5-10 mil

FTZ 120, COWLITZ COUNTY
GRANTEE: COWLITZ ECONOMIC DEVELOPMENT COUNCIL

All Activity:

MERCHANDISE RECEIVED	EXPORTS	EMPLOYEES
\$100-250 mil	\$100-250 mil	26-50

Warehouse/Distribution Activity:

NUMBER OF OPERATORS	MERCHANDISE RECEIVED	EXPORTS	TOTAL SHIPMENTS
1	\$100-250 mil	\$100-250 mil	\$100-250 mil

FTZ 128, WHATCOM COUNTY
GRANTEE: LUMMI INDIAN BUSINESS COUNCIL

All Activity:

MERCHANDISE RECEIVED	EXPORTS	EMPLOYEES
\$0	\$0	0

FTZ 129, BELLINGHAM

All Activity:

MERCHANDISE RECEIVED	EXPORTS	EMPLOYEES
\$5,000-10,000 mil	\$0	1,251-1,500

Warehouse/Distribution Activity:

NUMBER OF OPERATORS	MERCHANDISE RECEIVED	EXPORTS	TOTAL SHIPMENTS
0	\$0	\$0	\$0

	COMPANY	MERCHANDISE RECEIVED	EXPORTS	TOTAL SHIPMENTS
129A	West Coast Products LLC	\$5,000-10,000 mil	\$0	\$5,000-10,000 mil

FTZ 173, GRAYS HARBOR
GRANTEE: PORT OF GRAYS HARBOR

All Activity:

MERCHANDISE RECEIVED	EXPORTS	EMPLOYEES
\$50-75 mil	\$50-75 mil	1-25

Warehouse/Distribution Activity:

NUMBER OF OPERATORS	MERCHANDISE RECEIVED	EXPORTS	TOTAL SHIPMENTS
1	\$50-75 mil	\$50-75 mil	\$50-75 mil

FTZ 203, MOSES LAKE
GRANTEE: MOSES LAKE PUBLIC CORPORATION

All Activity:

MERCHANDISE RECEIVED	EXPORTS	EMPLOYEES
\$100-250 mil	\$100-250 mil	751-1,000

Warehouse/Distribution Activity:

NUMBER OF OPERATORS	MERCHANDISE RECEIVED	EXPORTS	TOTAL SHIPMENTS
3	\$25-50 mil	\$10-25 mil	\$25-50 mil

Production Activity:

	COMPANY	MERCHANDISE RECEIVED	EXPORTS	TOTAL SHIPMENTS
203	SGL Composites LLC	\$75-100 mil	\$50-75 mil	\$50-75 mil
203	Framatome, Inc.	\$75-100 mil	\$0-.5 mil	\$50-75 mil
203A	Joyson Safety Systems Acquisition	\$10-25 mil	\$10-25 mil	\$10-25 mil
203B	REC Silicon	\$10-25 mil	\$0	\$10-25 mil

FTZ 212, TACOMA
GRANTEE: PUYALLUP TRIBAL FOREIGN-TRADE ZONE CORPORATION

All Activity:

MERCHANDISE RECEIVED	EXPORTS	EMPLOYEES
\$0	\$0	0

FTZ 216, OLYMPIA
GRANTEE: PORT OF OLYMPIA

All Activity:

MERCHANDISE RECEIVED	EXPORTS	EMPLOYEES
\$250-500 mil	\$100-250 mil	251-500

Warehouse/Distribution Activity:

NUMBER OF OPERATORS	MERCHANDISE RECEIVED	EXPORTS	TOTAL SHIPMENTS
2	\$100-250 mil	\$75-100 mil	\$100-250 mil

Production Activity:

	COMPANY	MERCHANDISE RECEIVED	EXPORTS	TOTAL SHIPMENTS
216	Callisons, Inc.	\$50-75 mil	\$25-50 mil	\$50-75 mil

FTZ 224, SPOKANE
GRANTEE: SPOKANE AIRPORT BOARD

All Activity:

MERCHANDISE RECEIVED	EXPORTS	EMPLOYEES
\$1-5 mil	\$0	1-25

Warehouse/Distribution Activity:

NUMBER OF OPERATORS	MERCHANDISE RECEIVED	EXPORTS	TOTAL SHIPMENTS
1	\$1-5 mil	\$0	\$1-5 mil

FTZ 296, VANCOUVER
GRANTEE: PORT OF VANCOUVER USA

All Activity:


MERCHANDISE RECEIVED	EXPORTS	EMPLOYEES
\$100-250 mil	\$100-250 mil	1-25

Warehouse/Distribution Activity:

NUMBER OF OPERATORS	MERCHANDISE RECEIVED	EXPORTS	TOTAL SHIPMENTS
1	\$100-250 mil	\$100-250 mil	\$100-250 mil

WEST VIRGINIA

TOP FOREIGN-STATUS PRODUCTS BY VALUE



■ Vehicle Parts (100%)

STATE SUMMARY

Merchandise Received:	\$1,000-5,000 mil
Exports:	\$750-1,000 mil
Total Shipments:	\$1,000-5,000 mil
Employees:	2,001-2,500

FTZ 229, CHARLESTON

GRANTEE: WEST VIRGINIA ECONOMIC DEVELOPMENT AUTHORITY

All Activity:

MERCHANDISE RECEIVED	EXPORTS	EMPLOYEES
\$1,000-5,000 mil	\$750-1,000 mil	2,001-2,500

Warehouse/Distribution Activity:

NUMBER OF OPERATORS	MERCHANDISE RECEIVED	EXPORTS	TOTAL SHIPMENTS
0	\$0	\$0	\$0

Production Activity:

	COMPANY	MERCHANDISE RECEIVED	EXPORTS	TOTAL SHIPMENTS
229A	Toyota Motor Manufacturing West Virginia, Inc.	\$1,000-5,000 mil	\$750-1,000 mil	\$1,000-5,000 mil

FTZ 240, MARTINSBURG

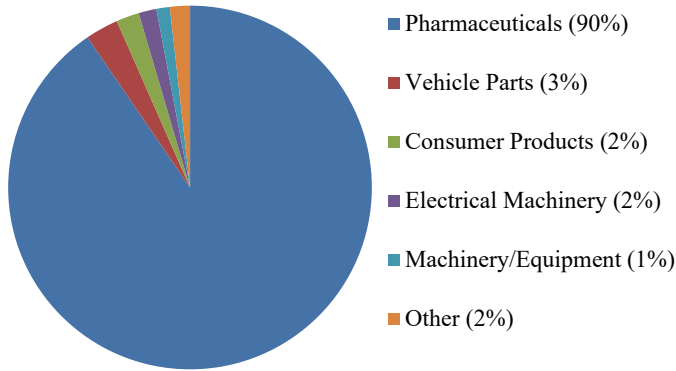
GRANTEE: WEST VIRGINIA ECONOMIC DEVELOPMENT AUTHORITY

All Activity:

MERCHANDISE RECEIVED	EXPORTS	EMPLOYEES
\$0	\$0	0

WISCONSIN

TOP FOREIGN-STATUS PRODUCTS BY VALUE



STATE SUMMARY

Merchandise Received:	\$1,000-5,000 mil
Exports:	\$500-750 mil
Total Shipments:	\$1,000-5,000 mil
Employees:	4,001-5,000

FTZ 41, MILWAUKEE GRANTEE: PORT OF MILWAUKEE

All Activity:

MERCHANDISE RECEIVED	EXPORTS	EMPLOYEES
\$1,000-5,000 mil	\$250-500 mil	4,001-5,000

Warehouse/Distribution Activity:

NUMBER OF OPERATORS	MERCHANDISE RECEIVED	EXPORTS	TOTAL SHIPMENTS
3	\$1,000-5,000 mil	\$100-250 mil	\$1,000-5,000 mil

Production Activity:

	COMPANY	MERCHANDISE RECEIVED	EXPORTS	TOTAL SHIPMENTS
41H	Mercury Marine	\$1,000-5,000 mil	\$250-500 mil	\$1,000-5,000 mil
41I	CNH Industrial America LLC	\$250-500 mil	\$0	\$250-500 mil
41L	Broan-NuTone LLC	\$250-500 mil	\$0	\$250-500 mil

FTZ 167, BROWN COUNTY
GRANTEE: BROWN COUNTY

All Activity:

MERCHANDISE RECEIVED	EXPORTS	EMPLOYEES
\$100-250 mil	\$1-5 mil	501-750

Warehouse/Distribution Activity:

NUMBER OF OPERATORS	MERCHANDISE RECEIVED	EXPORTS	TOTAL SHIPMENTS
0	\$0	\$0	\$0

Production Activity:

	COMPANY	MERCHANDISE RECEIVED	EXPORTS	TOTAL SHIPMENTS
167B	Polaris Industries	\$50-75 mil	\$0	\$50-75 mil
167E	ProAmpac Holdings, Inc.	\$100-250 mil	\$1-5 mil	\$100-250 mil

FTZ 266, DANE COUNTY
GRANTEE: DANE COUNTY

All Activity:

MERCHANDISE RECEIVED	EXPORTS	EMPLOYEES
\$0	\$0	0

WYOMING

FTZ 157, CASPER
GRANTEE: NATRONA COUNTY INTERNATIONAL AIRPORT

All Activity:

MERCHANDISE RECEIVED	EXPORTS	EMPLOYEES
\$0	\$0	0

APPENDIX E: REFERENCE

REFERENCE

Product Categories Used in Appendices B and D

Advanced Fiber Materials
Arms/Ammunition
Aircraft/Spacecraft
Beverages/Spirits
Chemicals
Consumer Electronics
Consumer Products
Dyes/Pigments/Paints
Electrical Machinery
Fats/Oils
Food Products
Fragrances/Cosmetics
Iron/Steel
Machinery/Equipment
Oil/Petroleum
Optical, Photographic and Medical Instruments
Other Electronics
Other Metals/Minerals
Petrochemicals
Pharmaceuticals
Plastic/Rubber
Rail Cars, Parts and Equipment
Ships/Boats
Stone/Plaster/Cement/Ceramics
Textiles/Footwear
Tobacco
Vehicle Parts
Vehicles
Wood/Paper/Printed Articles

Merchandise Value Ranges Used in Appendix D

Employment Ranges Used in Appendix D

\$0-.5 mil	1-25
\$.5-1 mil	26-50
\$1-5 mil	51-75
\$5-10 mil	76-100
\$10-25 mil	101-150
\$25-50 mil	151-250
\$50-75 mil	251-500
\$75-100 mil	501-750
\$100-250 mil	751-1,000
\$250-500 mil	1,001-1,250
\$500-750 mil	1,251-1,500
\$750-1,000 mil	1,501-2,000
\$1,000-5,000 mil	2,001-2,500
\$5,000-10,000 mil	2,501-3,000
\$10,000-25,000 mil	3,001-4,000
\$25,000-50,000 mil	then by ranges of 1,000
\$50,000-75,000 mil	
\$75,000-100,000 mil	
\$>100,000 mil	

**MARCH JOINT POWERS AUTHORITY
TECHNICAL ADVISORY COMMITTEE
OF THE
MARCH JOINT POWERS AUTHORITY**

***Reports, Discussion and Action
Agenda Item No. 6c***

Meeting Date: September 6, 2023

Subject: Military Compatibility Use Study (MCUS) Update

Background:

As directed by the TAC, an MCUS status report will be included as a part of regularly scheduled TAC meetings. These reports will be provided by Simon Housman.

Attachment: None

**MARCH JOINT POWERS AUTHORITY
TECHNICAL ADVISORY COMMITTEE
OF THE
MARCH JOINT POWERS AUTHORITY**

***Reports, Discussion and Action
Agenda Item No. 6d***

Meeting Date: September 6, 2023

Subject: Rolling Calendar and Future Agenda Items

Background:

The following information is shared to update the TAC on upcoming agenda items for Joint Powers Commission meetings in the month of June.

Attachment: March Joint Powers Commission Rolling Calendar

JPC - September 27, 2023		
	Target Operations ~ Dr. Grace Martin / Brynn Anderson, Target <i>(Awaiting confirmation.)</i>	Presentation
	Economic Impact Assessment (EIA) Presentation ~ Dr. Grace Martin & Dr. Qisheng Pan	Presentation
	Military Compatibility Use Study (MCUS) Update ~ Simon Housman	Presentation
JPA	Monthly Financial Reports & Disbursements ~ Finance	
	4th Fiscal-Year Quarter 2022 Investment Policy Compliance Statement Report ~ Finance	
	PSA with Ayala HR Consulting for HR services ~ Dr. Grace Martin	
	LLMD Tree Replacement & Trimming RFP ~ Dr. Grace Martin	
	Project MJ-134 Notice of Completion ~ Dr. Grace Martin	
	Amended Personnel Rules and Regulations ~ Dr. Grace Martin & Amelia Ayala	
	Employee Retention Policy ~ Dr. Grace Martin & Amelia Ayala	
	FTZ 2022 Annual Report & Expansion Requests ~ Dr. Grace Martin	
	Closed Session - Personnel Review - Executive Director	
	Closed Session - Real Property Negotiations - March LifeCare Campus	
MIPAA	Monthly Financial Reports & Disbursements ~ Finance	
	ACIP FAA ~ Dr. Grace Martin	
MJPUA	Monthly Financial Reports & Disbursements ~ Finance	
MJPA-SA		